

# RESULTS

## KVENNAFLOKKUR A (SENIOR) FINAL RESULT

Pl. Name	Nation	Total Score	SP	FS
----------	--------	-------------	----	----

1 Audrey Freyja CLARKE  
Skautafélag Reykjavíkur

69,11 1 1

**Lise Rosto JENSEN NOR**  
Referee

**Mona ADOLFSON NOR**  
Technical Controller

Printed: 7.12.2008 12:33:12

# RESULTS

## KVENNAFLOKKUR A (SENIOR) FREE SKATING

Pl.	Name	Nation	Total Segment Score
1	Audrey Freyja CLARKE		45.36

Printed: 7.12.2008 12:32:41

# KVENNAFLOKKUR A (SENIOR) FREE SKATING      JUDGES DETAILS PER SKATER

PI.	Name	Nation	Total Segment Score =	Total Element Score +	Total Program Component Score (factored) +					Deductions
1	Audrey Freyja CLARKE		45.36	21.62	23.74					0.00

# Executed Elements	Base Value	GOE	J1	J2	J3	J4	J5	J6	J7	J8	J9	J10	Scores of Panel
1	2T+2T	2.60	-0.30	0	-1	-1	-1	-1					2.30
2	2A<	< 0.80	-0.50	-3	-3	-3	-2	-3					0.30
3	CCoSp2	2.50	0.00	0	0	0	0	0					2.50
4	3S<	< 1.30	-1.00	-3	-3	-3	-3	-3					0.30
5	LSp1	1.50	0.00	0	0	0	0	-1					1.50
6	SiSt1	1.80	0.00	0	0	0	1	0					1.80
7	2Lz	2.09 x	-0.60	-2	-1	-2	-2	-2					1.49
8	1Lo	0.55 x	0.00	0	-1	0	0	0					0.55
9	2F+2T	3.30 x	-0.60	-1	-2	-2	-2	-2					2.70
10	SpSq3	3.10	0.50	0	1	1	1	1					3.60
11	2Lo+2T	3.08 x	-0.30	0	-1	-1	-1	-1					2.78
12	FCSp1	1.90	-0.10	0	-1	0	0	-1					1.80
		<b>24.52</b>											<b>21.62</b>
<b>Program Components</b>			<b>Factor</b>										
Skating Skills			1.60	3.50	3.25	3.50	3.50	3.00					3.42
Transitions			1.60	2.75	2.50	2.75	2.75	2.50					2.67
Performance/Execution			1.60	3.25	3.25	2.75	3.00	3.00					3.08
Choreography			1.60	3.25	2.50	3.00	2.75	2.50					2.75
Interpretation			1.60	3.50	3.00	2.50	3.00	2.75					2.92
<b>Judges Total Program Component Score (factored)</b>													<b>23.74</b>
<b>Deductions</b>													<b>0.00</b>

x Credit for highlight distribution, jump element multiplied by 1.1

# RESULTS

## KVENNAFLOKKUR A (SENIOR) AFTER SHORT PROGRAM

Pl. Name	Nation	Total Score	SP	FS
1 Audrey Freyja CLARKE	SR	23,75	1	

**Lise Rosto JENSEN NOR**

Referee

Printed: 6.12.2008 12:31:02

**Mona ADOLFSON NOR**

Technical Controller

# KVENNAFLOKKUR A (SENIOR) SHORT PROGRAM JUDGES DETAILS PER SKATER

Pl.	Name	Nation	Total Segment Score =	Total Element Score +	Total Program Component Score (factored) +		Deductions -
1	Audrey Freyja CLARKE		23.75	10.43	13.32		0.00

#	Executed Elements	Base Value	GOE	J1	J2	J3	J4	J5	J6	J7	J8	J9	J10	Scores of Panel
1	3S<+1T	< 1.70	-1.00	-3	-3	-3	-3	-3						0.70
2	2Lo	1.50	-1.00	-3	-3	-3	-3	0						0.50
3	LSp1	1.50	-0.60	-2	-2	-2	-2	-2						0.90
4	CiSt1	1.80	0.00	0	0	1	0	0						1.80
5	2A<	< 0.80	-0.50	-3	-3	-3	-3	-2						0.30
6	FCSp1	1.90	0.00	0	0	0	0	0						1.90
7	SpSq2	2.30	0.33	1	0	1	1	0						2.63
8	CCoSp1	2.00	-0.30	-1	-1	-1	-1	-1						1.70
		<b>13.50</b>												<b>10.43</b>
<b>Program Components</b>			<b>Factor</b>											
	Skating Skills		0.80	2.75	3.25	3.75	3.75	3.75						3.58
	Transitions		0.80	3.00	2.50	3.00	3.25	3.25						3.08
	Performance/Execution		0.80	3.25	3.00	3.50	3.50	3.75						3.42
	Choreography		0.80	3.25	2.75	3.25	3.25	3.25						3.25
	Interpretation		0.80	3.25	3.00	3.50	3.25	3.75						3.33
	<b>Judges Total Program Component Score (factored)</b>													<b>13.32</b>
<b>Deductions</b>														<b>0.00</b>

printed: 23.2.2009 16:04:50

IM DES 2008

# RESULTS

## UNGLINGAFLOKKUR A (JUNIOR) FINAL RESULT

Pl. Name	Nation	Total Score	SP	FS
1 Íris Kara HEIÐARSDÓTTIR Skautafélag Reykjavíkur		59,28	3	1
2 Dana Rut GUNNARSDÓTTIR Skautafélag Reykjavíkur		53,16	2	2
3 Guðbjörg GUTTORMSDÓTTIR Skautafélag Reykjavíkur		52,41	1	4
4 Heiða Ósk GUNNARSDÓTTIR Skautafélag Reykjavíkur		50,48	4	3

  
**Lise Rost JENSEN NOR**

Referee

Printed: 7.12.2008 12:29:02

  
**Mona ADOLFSON NOR**

Technical Controller

# RESULTS

## UNGLINGAFLOKKUR A (JUNIOR) FREE SKATING

Pl.	Name	Nation	Total Segment Score
1	Íris Kara HEIÐARSDÓTTIR		40.16
2	Dana Rut GUNNARSDÓTTIR		33.88
3	Heiða Ósk GUNNARSDÓTTIR		32.78
4	Guðbjörg GUTTORMSDÓTTIR		29.00

Printed: 7.12.2008 12:30:15

# UNGLINGAFLOKKUR A (JUNIOR) FREE SKATING JUDGES DETAILS PER SKATER

Pl.	Name	Nation	Total Segment Score =	Total Element Score +	Total Program Component Score (factored) +	Deductions -
1	Íris Kara HEIÐARSDÓTTIR		40.16	19.36	20.80	0.00

#	Executed Elements	Base Value	GOE	J1	J2	J3	J4	J5	J6	J7	J8	J9	J10	Scores of Panel
1	2S+2Lo	2.80	0.00	0	0	0	0	0						2.80
2	2Lo	1.50	0.00	0	0	0	0	0						1.50
3	2F+2T+2Lo<	< 3.50	-0.60	-2	-2	-2	-2	-2						2.90
4	LSp1	1.50	-0.20	0	-1	-1	0	-1						1.30
5	1A	0.80	0.17	0	0	1	0	1						0.97
6	SIS1	1.80	0.00	0	0	0	0	0						1.80
7	FCSp1	1.90	0.00	0	0	-1	0	0						1.90
8	2F	1.87 x	0.00	0	0	0	0	0						1.87
9	2T	1.43 x	0.00	0	0	0	0	-1						1.43
10	1Lz+2T	e 2.09 x	-0.60	-1	-2	-2	-2	-2						1.49
11	CCoSp1	2.00	-0.60	-2	-2	-2	-2	-2						1.40
		<b>21.19</b>												<b>19.36</b>
<b>Program Components</b>			<b>Factor</b>											
Skating Skills			1.60	3.00	3.00	2.50	2.75	2.00						2.75
Transitions			1.60	2.50	2.50	1.75	2.25	2.50						2.42
Performance/Execution			1.60	3.00	3.25	2.75	2.50	2.75						2.83
Choreography			1.60	2.50	2.50	2.25	2.50	2.50						2.50
Interpretation			1.60	2.50	3.00	2.50	2.50	2.50						2.50
<b>Judges Total Program Component Score (factored)</b>														<b>20.80</b>

<b>Deductions</b>	<b>0.00</b>
-------------------	-------------

x Credit for highlight distribution, jump element multiplied by 1.1

Pl.	Name	Nation	Total Segment Score =	Total Element Score +	Total Program Component Score (factored) +	Deductions -
2	Dana Rut GUNNARSDÓTTIR		33.88	12.95	20.93	0.00

#	Executed Elements	Base Value	GOE	J1	J2	J3	J4	J5	J6	J7	J8	J9	J10	Scores of Panel
1	1F	0.50	-0.30	-3	-3	-3	-3	-3						0.20
2	2Lz<	e 0.60	-0.30	-3	-3	-3	-3	-2						0.30
3	SSp1	1.30	-0.20	0	-1	-1	-1	0						1.10
4	2Lo	1.50	0.00	1	0	0	0	0						1.50
5	1A	0.80	0.00	0	0	0	0	0						0.80
6	SIS1	1.80	0.00	0	0	1	0	0						1.80
7	2F	1.87 x	0.00	0	0	0	0	0						1.87
8	2S+2Lo<	< 1.98 x	-0.73	-3	-2	-2	-3	-2						1.25
9	CCoSp1	2.00	-0.60	-2	-2	-2	-3	-2						1.40
10	2T	1.43 x	-0.30	-1	-1	-1	-1	-1						1.13
11	FCSp1	1.90	-0.30	0	-2	-3	0	-1						1.60
		<b>15.68</b>												<b>12.95</b>
<b>Program Components</b>			<b>Factor</b>											
Skating Skills			1.60	3.25	2.50	3.00	3.00	3.00						3.00
Transitions			1.60	2.75	2.00	2.00	2.50	2.50						2.33
Performance/Execution			1.60	3.25	2.75	2.50	2.75	2.75						2.75
Choreography			1.60	3.00	2.25	2.50	2.50	2.50						2.50
Interpretation			1.60	3.25	2.50	2.25	2.50	2.50						2.50
<b>Judges Total Program Component Score (factored)</b>														<b>20.93</b>

<b>Deductions</b>	<b>0.00</b>
-------------------	-------------

x Credit for highlight distribution, jump element multiplied by 1.1



# UNGLINGAFLOKKUR A (JUNIOR) FREE SKATING JUDGES DETAILS PER SKATER

Pl.	Name	Nation	Total Segment Score =	Total Element Score +	Total Program Component Score (factored) +	Deductions -
3	Heiða Ósk GUNNARSDÓTTIR		32.78	14.98	18.80	1.00

# Executed Elements	Base Value	GOE	J1	J2	J3	J4	J5	J6	J7	J8	J9	J10	Scores of Panel	
1	CCoSp2	2.50	0.00	0	0	0	0	1					2.50	
2	2S	1.30	-0.30	0	-1	-1	-1	-1					1.00	
3	2Lo	1.50	-0.20	0	-1	-1	0	-1					1.30	
4	2T+2T	2.60	-0.60	-2	-1	-2	-2	-2					2.00	
5	LSp1	1.50	-0.60	-2	-2	-2	-2	-2					0.90	
6	2F<	< 0.55 x	-0.30	-3	-3	-3	-3	-3					0.25	
7	FCSp1	1.90	-0.30	-1	-1	0	-1	-1					1.60	
8	2F	1.87 x	-0.30	0	-1	-1	-1	-1					1.57	
9	2S+2Lo<	< 1.98 x	-0.60	-2	-2	-2	-2	-1					1.38	
10	SIS1	1.80	-0.20	0	0	-1	-1	-1					1.60	
11	1A	0.88 x	0.00	0	0	0	0	0					0.88	
		<b>18.38</b>											<b>14.98</b>	
<b>Program Components</b>		<b>Factor</b>												
Skating Skills		1.60		2.50	2.50	2.25	2.50	2.75					2.50	
Transitions		1.60		2.25	2.25	1.75	2.00	2.50					2.17	
Performance/Execution		1.60		2.50	2.75	2.25	2.25	2.75					2.50	
Choreography		1.60		2.50	2.50	1.50	2.25	2.25					2.33	
Interpretation		1.60		2.50	3.00	1.50	1.75	2.50					2.25	
<b>Judges Total Program Component Score (factored)</b>														<b>18.80</b>

<b>Deductions</b>	Falls: -1.00	<b>-1.00</b>
-------------------	--------------	--------------

x Credit for highlight distribution, jump element multiplied by 1.1

Pl.	Name	Nation	Total Segment Score =	Total Element Score +	Total Program Component Score (factored) +	Deductions -
4	Guðbjörg GUTTORMSDÓTTIR		29.00	11.00	20.00	2.00

# Executed Elements	Base Value	GOE	J1	J2	J3	J4	J5	J6	J7	J8	J9	J10	Scores of Panel	
1	1Lz	0.60	-0.27	-3	-2	-2	-3	-3					0.33	
2	2F	1.70	-1.00	-3	-3	-3	-3	-3					0.70	
3	FSSp2	2.30	-0.10	1	0	0	-1	-1					2.20	
4	1A	0.80	0.00	0	0	0	0	0					0.80	
5	2Lo<	< 0.50	-0.30	-3	-3	-3	-3	-3					0.20	
6	1A+2S+SEQ	1.85 x	-0.30	-1	-1	-1	-1	-1					1.55	
7	1Lz+2T<	< 1.10 x	-0.23	-2	-3	-3	-2	-2					0.87	
8	SIS1	1.80	-0.10	1	-1	0	0	-1					1.70	
9	SSp1	1.30	-0.73	-2	-2	-3	-3	-2					0.57	
10	2F<	< 0.55 x	-0.27	-3	-2	-2	-3	-3					0.28	
11	CCoSp1	2.00	-0.20	0	-1	-1	0	-1					1.80	
		<b>14.50</b>											<b>11.00</b>	
<b>Program Components</b>		<b>Factor</b>												
Skating Skills		1.60		3.25	3.00	3.00	3.00	2.75					3.00	
Transitions		1.60		2.75	2.00	2.25	2.50	2.25					2.33	
Performance/Execution		1.60		2.75	1.75	2.50	2.00	2.50					2.33	
Choreography		1.60		2.75	2.25	2.00	2.50	2.50					2.42	
Interpretation		1.60		3.00	2.25	2.00	2.50	2.50					2.42	
<b>Judges Total Program Component Score (factored)</b>														<b>20.00</b>

<b>Deductions</b>	Falls: -2.00	<b>-2.00</b>
-------------------	--------------	--------------


x Credit for highlight distribution, jump element multiplied by 1.1

krav om dobbel  
enkelt, <


## RESULTS

### UNGLINGAFLOKKUR A (JUNIOR) AFTER SHORT PROGRAM

Pl. Name	Nation	Total Score	SP	FS
1 Guðbjörg GUTTORMSDÓTTIR	SR	23,41	1	
2 Dana Rút GUNNARSDÓTTIR	SR	19,28	2	
3 Íris Kara HEIÐARSDÓTTIR	SR	19,12	3	
4 Heiða Ósk GUNNARSDÓTTIR	SR	17,70	4	

  
**Lise Rost JENSEN NOR**  
Referee

Printed: 6.12.2008 12:29:22

  
**Mona ADOLFSON NOR**  
Technical Controller



**UNGLINGAFLOKKUR A (JUNIOR) SHORT PROGRAM JUDGES DETAILS PER SKATER**

Pl.	Name	Nation	Total Segment Score	Total Element Score	Total Program Component Score (factored)		Deductions
			=	+	+		-
3	Íris Kara HEIDARSDÓTTIR		19.12	9.84	9.28		0.00

# Executed Elements	Base Value	GOE	J1	J2	J3	J4	J5	J6	J7	J8	J9	J10	Scores of Panel
1 FCSp1	1.90	-0.20	-1	-1	0	-1	0						1.70
2 2F+2T<	< 2.10	-1.00	-3	-3	-3	-3	-3						1.10
3 2A<	< 0.80	-0.50	-3	-3	-3	-3	-3						0.30
4 LSp1	1.50	-0.20	0	-1	-1	0	-1						1.30
5 SpSq1	* 1.80	-0.63	-2	-3	-3	0	-1	✓	*				1.17
6 CCoSp1	2.00	-0.50	-2	-1	-1	-2	-2						1.50
7 SiSt1	1.80	-0.20	0	-1	-1	0	-1						1.60
8 2Lz	e 1.90	-0.73	-3	-2	-3	-2	-2						1.17
	<b>13.80</b>												<b>9.84</b>
<b>Program Components</b>		<b>Factor</b>											
Skating Skills		0.80	2.25	2.25	2.50	3.00	2.50						2.42
Transitions		0.80	2.00	2.00	2.25	2.25	2.25						2.17
Performance/Execution		0.80	2.00	2.75	2.50	2.50	2.50						2.50
Choreography		0.80	2.00	2.50	2.50	2.00	2.50						2.33
Interpretation		0.80	1.75	2.75	2.25	2.00	2.25						2.17
<b>Judges Total Program Component Score (factored)</b>													<b>9.28</b>

<b>Deductions</b>	<b>0.00</b>
-------------------	-------------

Pl.	Name	Nation	Total Segment Score	Total Element Score	Total Program Component Score (factored)		Deductions
			=	+	+		-
4	Heiða Ósk GUNNARSDÓTTIR		17.70	8.70	9.00		0.00


# Executed Elements	Base Value	GOE	J1	J2	J3	J4	J5	J6	J7	J8	J9	J10	Scores of Panel
1 2F+COMBO	1.70	-1.00	-3	-3	-3	-3	-3						0.70
2 2A<	< 0.80	-0.50	-3	-3	-3	-3	-3						0.30
3 CCoSp1	2.00	-0.30	-1	-1	-1	-1	-1						1.70
4 SiSt1	1.80	-0.30	-1	-1	-1	0	-1						1.50
5 LSp1	1.50	-0.30	-1	-1	-1	-1	-1						1.20
6 2Lz<	< 0.60	-0.30	-3	-3	-3	-3	-3						0.30
7 SpSq1	1.80	-0.30	-2	-1	-1	0	-1						1.50
8 FCSp1	1.90	-0.40	-1	0	-2	-1	-2						1.50
	<b>12.10</b>												<b>8.70</b>
<b>Program Components</b>		<b>Factor</b>											
Skating Skills		0.80	2.25	2.25	2.25	2.75	2.50						2.33
Transitions		0.80	2.25	2.00	2.25	2.50	2.25						2.25
Performance/Execution		0.80	2.25	2.25	2.50	2.25	1.75						2.25
Choreography		0.80	2.25	2.25	2.25	2.50	2.00						2.25
Interpretation		0.80	1.75	2.50	2.50	2.25	1.75						2.17
<b>Judges Total Program Component Score (factored)</b>													<b>9.00</b>

<b>Deductions</b>	<b>0.00</b>
-------------------	-------------

# RESULTS


## STÚLKNAFLOKKUR A (NOVICE) FINAL RESULT

Pl. Name	Nation	Total Score	SP	FS
1 Helga JÓHANNSDÓTTIR Skautafélag Akureyrar		60,58	2	1
2 Íris Lóa ESKIN Skautafélagið Björninn		54,45	3	2
3 Sunna Hrund SVERRISDÓTTIR Skautafélagið Björninn		51,50	1	4
4 Nadia Margrét JAMCHI Skautafélag Reykjavíkur		50,38	4	3
5 Anna Katrín ÞÓRÐARDÓTTIR Skautafélag Reykjavíkur		45,14	5	5
6 Margrét Katrín GUTTORMSDÓTTIR Skautafélag Reykjavíkur		42,40	6	6

  
Lise Rost JENSEN NOR

Referee

Printed: 7.12.2008 11:31:15

  
Mona ADOLFSON NOR  
Technical Controller

# RESULTS

## STÚLKNAFLOKKUR A (NOVICE) FREE SKATING

Pl.	Name	Nation	Total Segment Score
1	Helga JÓHANNSDÓTTIR		40.22
2	Íris Lóa ESKIN		34.99
3	Nadia Margrét JAMCHI		32.77
4	Sunna Hrund SVERRISDÓTTIR		30.85
5	Anna Katrín ÞÓRÐARDÓTTIR		28.36
6	Margrét Katrín GUTTORMSDÓTTIR		25.94

Printed: 7.12.2008 11:30:58

# STÚLKNAFLOKKUR A (NOVICE) FREE SKATING JUDGES DETAILS PER SKATER

Pl.	Name	Nation	Total Segment Score =	Total Element Score +	Total Program Component Score (factored) +	Deductions -
1	Helga JÓHANNSDÓTTIR		40.22	20.09	20.13	0.00

# Executed Elements	Base Value	GOE	J1	J2	J3	J4	J5	J6	J7	J8	J9	J10	Scores of Panel
1 1A+1A+SEQ	1.28	0.50	1	1	1	1	0						1.78
2 CCoSp2	2.50	0.00	0	0	-1	0	0						2.50
3 2T+2T+2T	3.90	0.00	0	0	0	-1	0						3.90
4 2Lo+2T	3.08 x	-0.30	-1	-1	-1	-1	-1						2.78
5 FSSp2	2.30	-0.30	-1	-1	-1	-1	-1						2.00
6 2Lo	1.65 x	0.00	0	1	0	0	0						1.65
7 SiSt1	1.80	-0.10	0	0	0	-1	-1						1.70
8 2Lo	1.65 x	0.00	0	-1	0	0	0						1.65
9 2S	1.43 x	-0.60	-2	-2	-2	-2	-2						0.83
10 CSSp1	1.90	-0.60	-2	-2	-2	-3	-2						1.30
	<b>21.49</b>												<b>20.09</b>
<b>Program Components</b>			<b>Factor</b>										
Skating Skills		1.60	3.25	3.00	2.75	2.75	2.75						2.83
Transitions		1.60	2.50	2.50	2.25	2.00	2.50						2.42
Performance/Execution		1.60	3.00	2.25	2.50	2.50	2.75						2.58
Choreography		1.60	3.00	2.50	2.00	2.25	2.25						2.33
Interpretation		1.60	2.50	2.75	2.00	2.25	2.50						2.42
<b>Judges Total Program Component Score (factored)</b>													<b>20.13</b>

<b>Deductions</b>	<b>0.00</b>
-------------------	-------------

x Credit for highlight distribution, jump element multiplied by 1.1

Pl.	Name	Nation	Total Segment Score =	Total Element Score +	Total Program Component Score (factored) +	Deductions -
2	Íris Lóa ESKIN		34.99	15.65	19.34	0.00

# Executed Elements	Base Value	GOE	J1	J2	J3	J4	J5	J6	J7	J8	J9	J10	Scores of Panel
1 2S+1T	1.70	-0.30	0	-1	-1	-1	-2						1.40
2 FCSp1	1.90	0.00	0	0	0	1	0						1.90
3 2Lo	1.50	-0.30	0	-1	-1	-1	-1						1.20
4 CCoSp1	2.00	-0.20	0	-1	0	-1	-1						1.80
5 2T	1.43 x	0.00	0	0	0	0	0						1.43
6 SpSq2	2.30	0.00	0	0	0	1	0						2.30
7 LSp1	1.50	0.17	0	1	1	0	0						1.67
8 2S+2T<	< 1.87 x	-0.60	-2	-2	-2	-2	-2						1.27
9 1A	0.88 x	0.00	0	0	0	0	0						0.88
10 1A+1Lo+1T	1.87 x	-0.07	0	0	-1	-2	0						1.80
	<b>16.95</b>												<b>15.65</b>
<b>Program Components</b>			<b>Factor</b>										
Skating Skills		1.60	2.25	2.00	2.00	2.50	2.50						2.25
Transitions		1.60	1.75	2.25	2.00	2.25	2.25						2.17
Performance/Execution		1.60	3.00	3.00	2.50	2.00	2.75						2.75
Choreography		1.60	2.25	2.75	2.50	2.25	2.50						2.42
Interpretation		1.60	2.25	3.00	2.75	2.25	2.50						2.50
<b>Judges Total Program Component Score (factored)</b>													<b>19.34</b>

<b>Deductions</b>	<b>0.00</b>
-------------------	-------------

x Credit for highlight distribution, jump element multiplied by 1.1

# STÚLKNAFLOKKUR A (NOVICE) FREE SKATING JUDGES DETAILS PER SKATER

Pl.	Name	Nation	Total Segment Score =	Total Element Score +	Total Program Score (factored) +	Total Component Score (factored)	Deductions
3	Nadia Margrét JAMCHI		32.77	14.97	18.80	-	1.00

# Executed Elements	Base Value	GOE	J1	J2	J3	J4	J5	J6	J7	J8	J9	J10	Scores of Panel	
1	2T+2T	2.60	-0.30	-1	-1	-1	-1	-1					2.30	
2	CoSp4	3.00	0.00	0	0	0	0	0					3.00	
3	2S+1Lo	1.80	-0.30	-1	-1	-2	-1	-1					1.50	
4	1A	0.80	0.00	0	0	0	0	-1					0.80	
5	SpSq2	2.30	0.33	0	0	1	1	1					2.63	
6	FCSp1	1.90	-0.40	0	-1	-2	-2	-1					1.50	
7	1Lo	0.55 x	-0.20	-1	-1	-2	-3	-3					0.35	
8	2S	1.43 x	0.00	0	0	0	0	0					1.43	
9	1Lz	0.66 x	-0.20	-2	-2	-2	-2	-2					0.46	
10	CCoSp1	2.00	-1.00	-3	-3	-3	-3	-3					1.00	
		<b>17.04</b>											<b>14.97</b>	
<b>Program Components</b>		<b>Factor</b>												
Skating Skills		1.60		2.50	2.50	2.50	2.50	2.50					2.50	
Transitions		1.60		2.50	1.50	1.75	2.25	2.00					2.00	
Performance/Execution		1.60		3.25	3.00	2.00	2.25	2.75					2.67	
Choreography		1.60		2.75	2.50	2.00	1.75	2.50					2.33	
Interpretation		1.60		2.50	2.75	2.25	1.75	2.00					2.25	
<b>Judges Total Program Component Score (factored)</b>													<b>18.80</b>	
<b>Deductions</b>		Falls: -1.00												<b>-1.00</b>

x Credit for highlight distribution, jump element multiplied by 1.1

Pl.	Name	Nation	Total Segment Score =	Total Element Score +	Total Program Score (factored) +	Total Component Score (factored)	Deductions
4	Sunna Hrund SVERRISDÓTTIR		30.85	12.79	19.06	-	1.00

# Executed Elements	Base Value	GOE	J1	J2	J3	J4	J5	J6	J7	J8	J9	J10	Scores of Panel	
1	2T	1.30	0.17	0	1	1	0	0					1.47	
2	FCSp1	1.90	-0.10	0	0	-1	0	-1					1.80	
3	1A	0.80	0.00	0	1	0	0	0					0.80	
4	CoSp1	1.70	-0.30	0	-1	-1	-1	-1					1.40	
5	SpSq2	2.30	0.00	0	0	0	0	0					2.30	
6	2F+SEQ	1.50 x	-1.00	-3	-3	-3	-3	-3					0.50	
7	CCoSp1	2.00	-0.40	0	0	-2	-2	-2					1.60	
8	1A+1Lo+1T	1.87 x	-0.20	-1	0	-1	-2	-1					1.67	
9	2S+2Lo<	< 1.98 x	-0.73	-3	-2	-2	-3	-2					1.25	
		<b>15.35</b>											<b>12.79</b>	
<b>Program Components</b>		<b>Factor</b>												
Skating Skills		1.60		2.50	3.00	2.75	2.50	2.50					2.58	
Transitions		1.60		2.50	2.50	2.00	2.25	2.25					2.33	
Performance/Execution		1.60		2.50	2.75	2.25	2.25	2.00					2.33	
Choreography		1.60		2.50	2.50	2.25	2.50	2.25					2.42	
Interpretation		1.60		2.25	2.75	2.25	2.25	2.25					2.25	
<b>Judges Total Program Component Score (factored)</b>													<b>19.06</b>	
<b>Deductions</b>		Falls: -1.00												<b>-1.00</b>

x Credit for highlight distribution, jump element multiplied by 1.1



# STÚLKNAFLOKKUR A (NOVICE) FREE SKATING JUDGES DETAILS PER SKATER

Pl.	Name	Nation	Total Segment Score =	Total Element Score +	Total Program Component Score (factored) +	Deductions -
5	Anna Katrín ÞÓRÐARDÓTTIR		28.36	12.49	15.87	0.00

# Executed Elements	Base Value	GOE	J1	J2	J3	J4	J5	J6	J7	J8	J9	J10	Scores of Panel	
1	2S	1.30	-0.87	-3	-2	-2	-3	-3					0.43	
2	FSSp2	2.30	-0.20	-1	0	0	-1	-1					2.10	
3	SpSq1	1.80	0.00	0	0	0	0	0					1.80	
4	1Lo	0.50	0.00	0	0	0	0	0					0.50	
5	2T	1.43 x	-0.30	-1	-1	-1	-2	-1					1.13	
6	CCoSp1	2.00	-0.30	0	-1	-1	-2	-1					1.70	
7	1Lz+1T+1Lo	1.65 x	0.00	0	0	0	-1	0					1.65	
8	2S	1.43 x	0.00	0	0	0	0	0					1.43	
9	LSp1	1.50	-0.20	0	-1	-1	-1	0					1.30	
10	1A	0.88 x	-0.43	-2	-2	-2	-3	-3					0.45	
		<b>14.79</b>											<b>12.49</b>	
<b>Program Components</b>		<b>Factor</b>												
Skating Skills		1.60		2.00	2.50	2.25	2.50	2.50					2.42	
Transitions		1.60		1.50	1.50	1.75	2.25	2.00					1.75	
Performance/Execution		1.60		1.75	2.25	2.00	2.00	2.25					2.08	
Choreography		1.60		1.50	1.75	1.25	2.25	2.00					1.75	
Interpretation		1.60		1.50	2.00	1.50	2.25	2.25					1.92	
<b>Judges Total Program Component Score (factored)</b>														<b>15.87</b>

## Deductions

0.00

x Credit for highlight distribution, jump element multiplied by 1.1

Pl.	Name	Nation	Total Segment Score =	Total Element Score +	Total Program Component Score (factored) +	Deductions -
6	Margrét Katrín GUTTORMSDÓTTIR		25.94	11.95	15.99	2.00

# Executed Elements	Base Value	GOE	J1	J2	J3	J4	J5	J6	J7	J8	J9	J10	Scores of Panel	
1	2T	1.30	0.00	0	0	0	0	0					1.30	
2	SpSq2	2.30	0.00	0	0	1	0	0					2.30	
3	LSp1	1.50	-0.30	-1	-1	-2	-1	-1					1.20	
4	2Lo	1.50	-0.60	-2	-2	-2	-2	-2					0.90	
5	FSSp1	2.00	-1.00	-3	-3	-3	-3	-3					1.00	
6	2S+1T	1.87 x	0.00	0	0	0	0	0					1.87	
7	1A	0.88 x	-0.07	0	0	-1	0	-1					0.81	
8	CCoSp1	2.00	-0.73	-2	-2	-3	-3	-2					1.27	
9	1Lz	e 0.66 x	-0.23	-2	-2	-3	-3	-2					0.43	
10	2F	1.87 x	-1.00	-3	-3	-3	-3	-3					0.87	
		<b>15.88</b>											<b>11.95</b>	
<b>Program Components</b>		<b>Factor</b>												
Skating Skills		1.60		2.50	2.00	2.50	2.25	2.25					2.33	
Transitions		1.60		1.50	1.75	1.75	1.75	2.00					1.75	
Performance/Execution		1.60		2.25	2.25	2.50	1.75	2.25					2.25	
Choreography		1.60		1.75	2.25	1.75	2.00	1.75					1.83	
Interpretation		1.60		1.75	2.50	1.50	1.75	2.00					1.83	
<b>Judges Total Program Component Score (factored)</b>														<b>15.99</b>

## Deductions

Falls: -2.00

-2.00

x Credit for highlight distribution, jump element multiplied by 1.1

printed: 7.12.2008 11:32:11

# RESULTS

## STÚLKNAFLOKKUR A (NOVICE) AFTER SHORT PROGRAM

Pl. Name	Nation	Total Score	SP	FS
1 Sunna Hrund SVERRISDÓTTIR	SB	20,65	1	
2 Helga JÓHANNSDÓTTIR	SA	20,36	2	
3 Íris Lóa ESKIN	SB	19,46	3	
4 Nadia Margrét JAMCHI	SR	17,61	4	
5 Anna Katrín ÞÓRDARDÓTTIR	SR	16,78	5	
6 Margrét Katrín GUTTORMSDÓTTIR	SR	16,46	6	

*Lise Rost Jensen*

Lise Rost JENSEN NOR

Referee

*Mona Adolfson*

Mona ADOLFSON NOR

Technical Controller

Printed: 6.12.2008 11:52:42

- GEO
- Må vere D/D, hvis de gjør enkel, < - 3.
- COMP
- Alle løpene mellom 2. → 3
- Da blir kun elementene tellende
- Eks. på løpere hvor Comp. skiller.

# STÚLKNAFLOKKUR A (NOVICE) SHORT PROGRAM JUDGES DETAILS PER SKATER

PI.	Name	Nation	Total Segment Score =	Total Element Score +	Total Program Component Score (factored) +	Deductions -
1	Sunna Hrund SVERRISDÓTTIR		20.65	11.43	9.22	0.00

# Executed Elements	Base Value	GOE	J1	J2	J3	J4	J5	J6	J7	J8	J9	J10	Scores of Panel
1 2F	1.70	-0.10	0	-1	-1	0	0						1.60
2 LSp1	1.50	0.00	0	0	0	0	0						1.50
3 2S+2Lo	2.80	-0.20	0	-1	0	-1	-2						2.60
4 CCoSp1	2.00	-0.40	-1	-1	-2	-1	-2						1.60
5 S1St1	1.80	-0.20	0	0	-1	-1	-1						1.60
6 1A	0.80	-0.07	0	-1	-1	0	0						0.73
7 SpSq1	1.80	0.00	0	0	0	0	0						1.80
	<b>12.40</b>												<b>11.43</b>
<b>Program Components</b>		<b>Factor</b>											
Skating Skills		0.80	2.25	2.50	2.75	3.00	2.25						2.50
Transitions		0.80	2.50	2.00	2.00	2.50	2.00						2.17
Performance/Execution		0.80	2.50	2.75	2.25	2.50	2.25						2.42
Choreography		0.80	2.50	2.25	1.75	2.25	2.00						2.17
Interpretation		0.80	2.50	2.75	2.00	2.25	2.00						2.25
<b>Judges Total Program Component Score (factored)</b>													<b>9.22</b>

<b>Deductions</b>	<b>0.00</b>
-------------------	-------------

PI.	Name	Nation	Total Segment Score =	Total Element Score +	Total Program Component Score (factored) +	Deductions -
2	Helga JÓHANNSDÓTTIR		20.36	10.40	9.96	0.00

# Executed Elements	Base Value	GOE	J1	J2	J3	J4	J5	J6	J7	J8	J9	J10	Scores of Panel
1 2Lo+2T	2.80	0.00	0	0	0	0	0						2.80
2 LSp1	1.50	-0.30	-1	-1	-1	-1	-1						1.20
3 2S	1.30	-0.30	-1	-1	-1	-1	-1						1.00
4 CCoSp1	2.00	-0.60	-2	-2	-1	-3	-2						1.40
5 SpSq1	1.80	-0.30	-1	0	-1	-1	-2						1.50
6 1A	0.80	0.00	0	0	0	0	0						0.80
7 S1St1	1.80	-0.10	0	0	-1	0	-1						1.70
	<b>12.00</b>												<b>10.40</b>
<b>Program Components</b>		<b>Factor</b>											
Skating Skills		0.80	2.50	2.75	3.00	2.75	2.25						2.67
Transitions		0.80	3.00	2.00	2.50	2.50	2.25						2.42
Performance/Execution		0.80	3.25	2.50	2.00	2.25	2.50						2.42
Choreography		0.80	3.25	2.50	2.25	2.50	2.25						2.42
Interpretation		0.80	3.00	2.50	2.50	2.50	2.50						2.50
<b>Judges Total Program Component Score (factored)</b>													<b>9.96</b>

<b>Deductions</b>	<b>0.00</b>
-------------------	-------------

# STÚLKNAFLOKKUR A (NOVICE) SHORT PROGRAM JUDGES DETAILS PER SKATER

PI. Name	Nation	Total Segment Score =	Total Element Score +	Total Program Component Score (factored) +										Deductions -
3 Íris Lóa ESKIN		19.46	9.80	10.66										1.00
# Executed Elements	Base Value	GOE	J1	J2	J3	J4	J5	J6	J7	J8	J9	J10	Scores of Panel	
1 1A	0.80	0.17	0	0	1	1	0						0.97	
2 CCoSp1	2.00	0.00	0	0	0	0	-2						2.00	
3 SpSq1	1.80	0.00	0	0	0	-1	0						1.80	
4 2S+2T<	< 1.70	-1.00	-3	-3	-3	-3	-3						0.70	
5 LSp1	1.50	0.50	1	1	1	1	1						2.00	
6 SiSt1	1.80	-0.10	0	-1	0	0	-1						1.70	
7 2Lo	1.50	-0.87	-3	-2	-2	-3	-3						0.63	
	11.10												9.80	
Program Components		Factor												
Skating Skills		0.80	2.00	2.25	2.50	2.75	2.75						2.50	
Transitions		0.80	2.25	2.25	2.75	2.50	2.50						2.42	
Performance/Execution		0.80	3.00	3.00	2.50	2.25	3.25						2.83	
Choreography		0.80	3.00	2.75	3.00	2.50	2.75						2.83	
Interpretation		0.80	3.25	2.75	2.50	2.50	3.00						2.75	
Judges Total Program Component Score (factored)												10.66		
Deductions		Falls: -1.00											-1.00	

Red draft

PI. Name	Nation	Total Segment Score =	Total Element Score +	Total Program Component Score (factored) +										Deductions -
4 Nadia Margrét JAMCHI		17.61	7.77	9.84										0.00
# Executed Elements	Base Value	GOE	J1	J2	J3	J4	J5	J6	J7	J8	J9	J10	Scores of Panel	
1 1A	0.80	0.17	0	1	1	0	0						0.97	
2 CCoSp2	2.50	-0.30	-1	-1	-1	-1	-1						2.20	
3 2T+2T<	< 1.70	-1.00	-3	-2	-3	-3	-3						0.70	
4 2S	1.30	-0.60	-2	-2	-2	-2	-1						0.70	
5 SpSq	0.00	0.00	-	-	-	-	-						0.00	
6 LSp1	1.50	-0.10	0	0	-1	0	-1						1.40	
7 CiSt1	1.80	0.00	0	0	0	0	-1						1.80	
	9.60												7.77	
Program Components		Factor												
Skating Skills		0.80	2.50	2.50	2.75	2.75	2.00						2.58	
Transitions		0.80	2.00	2.50	2.50	2.25	2.25						2.33	
Performance/Execution		0.80	3.25	2.75	2.50	2.50	2.50						2.58	
Choreography		0.80	2.50	2.50	2.00	2.50	2.00						2.33	
Interpretation		0.80	2.75	2.75	2.25	2.25	2.50						2.50	
Judges Total Program Component Score (factored)												9.84		
Deductions													0.00	

# STÚLKNAFLOKKUR A (NOVICE) SHORT PROGRAM JUDGES DETAILS PER SKATER

Pl.	Name	Nation	Total Segment Score =	Total Element Score +	Total Program Score (factored) +	Total Component Score (factored) +	Deductions -
5	Anna Katrín ÞÓRÐARDÓTTIR		16.78	8.20		8.58	0.00

# Executed Elements	Base Value	GOE	J1	J2	J3	J4	J5	J6	J7	J8	J9	J10	Scores of Panel
1	2S+1Lo	1.80	-1.00	-3	-3	-3	-3	-1					0.80
2	SIS1	1.80	-0.30	-1	-1	0	-1	-1					1.50
3	A	0.00	0.00	-	-	-	-	-					0.00
4	2T	1.30	-0.40	-2	-2	-2	0	0					0.90
5	CCoSp1	2.00	-0.30	-1	-1	-1	-2	-1					1.70
6	SpSq1	1.80	0.00	0	0	0	0	-1					1.80
7	LSp1	1.50	0.00	0	0	-1	0	0					1.50
		<b>10.20</b>											<b>8.20</b>
<b>Program Components</b>			<b>Factor</b>										
Skating Skills			0.80	2.00	2.25	2.50	2.25	2.50					2.33
Transitions			0.80	2.25	2.00	1.75	2.25	2.00					2.08
Performance/Execution			0.80	2.25	2.25	2.25	2.00	1.75					2.17
Choreography			0.80	2.25	2.50	1.75	2.00	2.00					2.08
Interpretation			0.80	2.25	2.50	2.00	2.00	2.00					2.08
<b>Judges Total Program Component Score (factored)</b>													<b>8.58</b>
<b>Deductions</b>													<b>0.00</b>

Pl.	Name	Nation	Total Segment Score =	Total Element Score +	Total Program Score (factored) +	Total Component Score (factored) +	Deductions -
6	Margrét Katrín GUTTORMSDÓTTIR		16.46	7.40		9.06	0.00

# Executed Elements	Base Value	GOE	J1	J2	J3	J4	J5	J6	J7	J8	J9	J10	Scores of Panel
1	2S+1T	1.70	-1.00	-3	-3	-3	-3	0					0.70
2	LSp1	1.50	-0.40	-1	-2	-1	-2	-1					1.10
3	SpSq1	1.80	0.00	0	0	0	-1	0					1.80
4	1A	0.80	0.00	0	0	0	0	0					0.80
5	CCoSp1	2.00	-0.40	-1	-1	-1	-2	-2					1.60
6	2Lo<	< 0.50	-0.30	-3	-3	-3	-3	-3					0.20
7	SIS1	1.80	-0.60	-2	-2	-2	-2	-2					1.20
		<b>10.10</b>											<b>7.40</b>
<b>Program Components</b>			<b>Factor</b>										
Skating Skills			0.80	2.50	2.25	2.50	2.50	2.00					2.42
Transitions			0.80	2.00	2.00	2.25	2.00	2.25					2.08
Performance/Execution			0.80	2.50	2.25	2.00	2.25	2.50					2.33
Choreography			0.80	1.75	2.50	2.50	2.25	2.00					2.25
Interpretation			0.80	1.75	2.75	2.25	2.00	2.50					2.25
<b>Judges Total Program Component Score (factored)</b>													<b>9.06</b>
<b>Deductions</b>													<b>0.00</b>


# RESULTS

## 12 ÁRA OG YNGRI A FINAL RESULT

Pl. Name	Nation	Total Score	FS
1 Heiðbjört Arney HÖSKULDSDÓTTIR Skautafélag Reykjavíkur		31,15	1
2 Vala Rún B. MAGNÚSDÓTTIR Skautafélag Reykjavíkur		27,68	2
3 Elfa Rut GÍSLADÓTTIR Skautafélagið Björninn		23,73	3
4 Júlía GRÉTARSDÓTTIR Skautafélag Reykjavíkur		22,69	4
5 Hugrún Sara MARÍUSARDÓTTIR Skautafélag Reykjavíkur		22,29	5
6 Birta Rún JÓHANNSDÓTTIR Skautafélag Akureyrar		19,52	6
7 Kolbrún Egedía SÆVARSDÓTTIR Skautafélag Akureyrar		19,44	7
8 Urður Ylfa ARNARSDÓTTIR Skautafélag Akureyrar		18,97	8
9 Elva Hrund ÁRNADÓTTIR Skautafélag Akureyrar		15,12	9


### Withdrawn

Ásdís Rós ALEXANDERSDÓTTIR  
Skautafélag Akureyrar

  
**Lise Rost JENSEN NOR**

Referee

Printed: 7.12.2008 09:54:14

  
**Mona ADOLFSON NOR**  
Technical Controller

# 12 ÁRA OG YNGRI A FREE SKATING JUDGES DETAILS PER SKATER

Pl.	Name	Nation	Total Segment Score	Total Element Score	Total Program Component Score (factored)					Deductions
			=	+	+					-
1	Heiðbjört Arney HÖSKULDSDÓTTIR		31.15	14.74	16.41					0.00

# Executed Elements	Base Value	GOE	J1	J2	J3	J4	J5	J6	J7	J8	J9	J10	Scores of Panel
1 2Lz<	< 0.60	-0.30	-3	-3	-3	-3	-3						0.30
2 2S	1.30	0.00	1	0	0	0	0						1.30
3 CCoSp1	2.00	0.00	0	-1	0	0	0						2.00
4 SpSq3	3.10	0.00	0	0	0	0	1						3.10
5 1A+1Lo+2T	2.86 x	-0.20	0	-1	-1	-1	0						2.66
6 LSp1	1.50	0.17	0	0	0	1	1						1.67
7 2F<	< 0.55 x	-0.23	-3	-2	-3	-2	-2						0.32
8 FSSp1	2.00	-0.60	-1	-2	-2	-2	-2						1.40
9 2S+2T	2.86 x	-0.87	-2	-3	-3	-3	-2						1.99
	<b>16.77</b>												<b>14.74</b>
<b>Program Components</b>		<b>Factor</b>											
Skating Skills		1.60	2.75	2.00	2.00	2.25	2.50						2.25
Transitions		1.60	2.00	1.25	2.00	2.00	2.00						2.00
Performance/Execution		1.60	2.75	2.00	1.75	2.00	2.50						2.17
Choreography		1.60	2.00	1.50	2.00	1.75	2.25						1.92
Interpretation		1.60	1.75	2.25	1.75	1.75	2.25						1.92
<b>Judges Total Program Component Score (factored)</b>												<b>16.41</b>	

## Deductions

0.00

x Credit for highlight distribution, jump element multiplied by 1.1

Pl.	Name	Nation	Total Segment Score	Total Element Score	Total Program Component Score (factored)					Deductions
			=	+	+					-
2	Vala Rún B. MAGNÚSDÓTTIR		27.68	11.81	15.87					0.00

# Executed Elements	Base Value	GOE	J1	J2	J3	J4	J5	J6	J7	J8	J9	J10	Scores of Panel
1 1F+2Lo<	< 1.00	-0.30	-3	-3	-3	-3	-2						0.70
2 1Lo+2Lo<	< 1.00	-0.30	-3	-3	-3	-3	-3						0.70
3 LSp1	1.50	0.17	0	0	1	1	0						1.67
4 SpSq1	1.80	-0.10	0	0	0	-1	-1						1.70
5 CCoSp2	2.50	-0.30	-1	-1	-2	-1	-1						2.20
6 1A	0.88 x	0.00	1	0	0	0	0						0.88
7 FSSp1	2.00	-0.30	-1	-1	0	-2	-1						1.70
8 2T	1.43 x	0.00	0	0	0	0	0						1.43
9 2S	1.43 x	-0.60	-2	-2	-2	-2	-2						0.83
	<b>13.54</b>												<b>11.81</b>
<b>Program Components</b>		<b>Factor</b>											
Skating Skills		1.60	2.75	1.75	2.25	2.00	1.75						2.00
Transitions		1.60	2.00	1.25	2.50	1.50	1.75						1.75
Performance/Execution		1.60	2.75	2.00	1.75	1.75	2.25						2.00
Choreography		1.60	2.50	1.50	2.25	1.75	2.00						2.00
Interpretation		1.60	2.50	1.75	2.50	1.50	2.25						2.17
<b>Judges Total Program Component Score (factored)</b>												<b>15.87</b>	

## Deductions

0.00

x Credit for highlight distribution, jump element multiplied by 1.1

# 12 ÁRA OG YNGRI A FREE SKATING JUDGES DETAILS PER SKATER

Pl.	Name	Nation	Total Segment Score	Total Element Score	Total Program Component Score (factored)		Deductions
			=	+	+		-
3	Elfa Rut GÍSLADÓTTIR		23.73	10.13	13.60		0.00

# Executed Elements	Base Value	GOE	J1	J2	J3	J4	J5	J6	J7	J8	J9	J10	Scores of Panel
1 LSp1	1.50	0.00	0	0	0	0	1						1.50
2 1A	0.80	0.00	0	0	0	0	0						0.80
3 2S	1.30	0.00	0	-1	0	0	0						1.30
4 1Lz	0.60	0.00	0	0	0	-1	0						0.60
5 CCoSp1	2.00	0.00	0	0	0	0	0						2.00
6 SpSq1	1.80	-0.20	0	-1	-1	0	-1						1.60
7 FCSp	0.00	0.00	-	-	-	-	-						0.00
8 1Lo+2Lo<	< 1.10 x	-0.30	-3	-3	-3	-3	-3						0.80
9 1A+1T+1T	1.60	-0.07	0	-1	0	-1	0						1.53
	<b>10.70</b>												<b>10.13</b>
<b>Program Components</b>		<b>Factor</b>											
Skating Skills		1.60	2.25	1.50	1.75	2.00	2.00						1.92
Transitions		1.60	2.00	1.25	1.75	1.50	2.00						1.75
Performance/Execution		1.60	2.50	1.50	1.50	1.75	1.50						1.58
Choreography		1.60	2.00	1.25	1.50	1.50	1.75						1.58
Interpretation		1.60	1.75	1.75	1.50	1.50	1.75						1.67
<b>Judges Total Program Component Score (factored)</b>													<b>13.60</b>

## Deductions

x Credit for highlight distribution, jump element multiplied by 1.1

0.00

Pl.	Name	Nation	Total Segment Score	Total Element Score	Total Program Component Score (factored)		Deductions
			=	+	+		-
4	Júlia GRÉTARSDÓTTIR		22.69	9.62	13.07		0.00

# Executed Elements	Base Value	GOE	J1	J2	J3	J4	J5	J6	J7	J8	J9	J10	Scores of Panel
1 2S	1.30	-1.00	-3	-3	-3	-3	-3						0.30
2 LSp1	1.50	-0.73	-2	-3	-2	-3	-2						0.77
3 SeSt1	1.80	0.00	0	0	0	0	-1						1.80
4 1A	0.80	-0.07	0	-1	0	0	-1						0.73
5 CCoSp1	2.00	-0.60	-2	-2	-2	-2	-2						1.40
6 1Lz	! 0.66 x	-0.17	-1	-1	-2	-2	-2						0.49
7 1F+1T	0.99 x	0.00	0	0	0	-1	0						0.99
8 1A+1T+1Lo	1.87 x	-0.13	0	-1	-1	-2	0						1.40
9 FCSp1	1.90	-0.50	-2	-2	-2	-1	-1						1.40
	<b>12.82</b>												<b>9.62</b>
<b>Program Components</b>		<b>Factor</b>											
Skating Skills		1.60	2.25	1.25	1.75	1.75	1.50						1.67
Transitions		1.60	1.75	1.50	2.00	1.50	1.75						1.67
Performance/Execution		1.60	2.00	1.50	1.75	1.50	1.50						1.58
Choreography		1.60	1.75	1.50	2.00	1.50	1.25						1.58
Interpretation		1.60	1.75	1.50	2.00	1.50	1.75						1.67
<b>Judges Total Program Component Score (factored)</b>													<b>13.07</b>

## Deductions

x Credit for highlight distribution, jump element multiplied by 1.1

0.00



# 12 ÁRA OG YNGRI A FREE SKATING JUDGES DETAILS PER SKATER

Pl.	Name	Nation	Total Segment Score	Total Element Score	Total Program Score (factored)	Component Score (factored)	Deductions
5	Hugrún Sara MARIUSARDÓTTIR		= 22.29	+ 9.29	+ 14.00		- 1.00

# Executed Elements	Base Value	GOE	J1	J2	J3	J4	J5	J6	J7	J8	J9	J10	Scores of Panel
1	1A	0.80	0.17	1	1	0	0	0					
2	1Lz+1Lo+1T	1.50	-0.07	-1	-1	0	-1	0					0.97
3	FCSp1	1.90	-0.50	-1	-2	-2	-2	-1					1.43
4	2S<	< 0.44 x	-0.30	-3	-3	-3	-3	-3					1.40
5	CCoSp1	2.00	-0.30	-1	-1	-2	-1	0					0.14
6	2Lo<	< 0.55 x	-0.30	-3	-3	-3	-3	-3					1.70
7	SpSq1	1.80	-0.20	0	0	-1	-1	-1					0.25
8	LSp1	1.50	-0.77	-1	-3	-3	-3	-1					1.60
9	1F+1Lo	1.10 x	-0.03	0	0	-1	-1	0					0.73
<b>11.59</b>													1.07
<b>Program Components</b>													<b>9.29</b>
<b>Factor</b>													
Skating Skills	1.60												2.50 1.50 2.00 1.50 2.00
Transitions	1.60												1.75 1.50 2.00 1.25 1.75
Performance/Execution	1.60												2.25 1.25 1.75 1.50 2.25
Choreography	1.60												2.00 1.50 1.75 1.00 2.00
Interpretation	1.60												2.00 1.75 1.25 1.25 2.00
<b>Judges Total Program Component Score (factored)</b>													1.67
													14.00

Deductions Falls: -1.00

x Credit for highlight distribution, jump element multiplied by 1.1

-1.00

Pl.	Name	Nation	Total Segment Score	Total Element Score	Total Program Score (factored)	Component Score (factored)	Deductions
6	Birta Rún JÓHANNSDÓTTIR		= 19.52	+ 7.91	+ 11.61		- 0.00

# Executed Elements	Base Value	GOE	J1	J2	J3	J4	J5	J6	J7	J8	J9	J10	Scores of Panel
1	1F	0.50	0.00	0	0	0	0	0					
2	2Lo<+1T	< 0.90	-0.20	-2	-2	-2	-3	-1					0.50
3	1S	0.40	-0.30	-3	-3	-3	-3	-3					0.70
4	FCSp1	1.90	-1.00	-3	-3	-3	-3	-2					0.10
5	SpSq1	1.80	0.00	0	0	0	0	0					0.90
6	2S	1.43 x	-1.00	-3	-3	-3	-3	-3					1.80
7	LSp1	1.50	-0.10	-1	0	0	0	-1					0.43
8	1A	0.88 x	-0.20	0	-1	-1	-1	-1					1.40
9	CCoSp1	2.00	-0.60	-2	-2	-2	-3	-2					0.68
<b>11.31</b>													1.40
<b>Program Components</b>													<b>7.91</b>
<b>Factor</b>													
Skating Skills	1.60												1.75 1.50 1.75 1.75 1.50
Transitions	1.60												1.75 1.25 1.50 1.50 1.25
Performance/Execution	1.60												1.50 1.50 1.50 1.50 1.50
Choreography	1.60												1.50 1.50 1.25 1.25 1.75
Interpretation	1.60												1.25 1.25 1.00 1.25 1.75
<b>Judges Total Program Component Score (factored)</b>													1.25
													11.61

Deductions

x Credit for highlight distribution, jump element multiplied by 1.1

0.00

# 12 ÁRA OG YNGRI A FREE SKATING JUDGES DETAILS PER SKATER

PI.	Name	Nation	Total Segment Score	Total Element Score	Total Program Score (factored)	Component Score (factored)	Deductions
7	Kolbrún Egedía SÆVARSDÓTTIR		= 19.44	+ 8.71	+ 11.73		- 1.00

# Executed Elements	Base Value	GOE	J1	J2	J3	J4	J5	J6	J7	J8	J9	J10	Scores of Panel		
1	2S+1T	1.70	-0.30	-1	-1	-1	-1	-1							
2	1Lz	e 0.60	-0.20	-2	-2	-2	-2	-2					1.40		
3	CCoSp1	2.00	-0.60	-2	-2	-2	-2	-2					0.40		
4	1A+1T+1Lo	1.70	-0.20	-1	-1	-1	-2	-1					1.40		
5	SpSq1	1.80	-0.30	-2	-1	-1	-1	-1					1.50		
6	FCSp	0.00	0.00	-	-	-	-	-					1.50		
7	2S	1.43 x	-1.00	-3	-3	-3	-3	-2					0.00		
8	1A	0.88 x	0.00	0	-1	0	0	0					0.43		
9	LSp1	1.50	-0.30	-2	-2	0	0	-1					0.88		
													11.61		
													1.20		
<b>Program Components</b>													<b>Factor</b>	<b>8.71</b>	
Skating Skills													1.60	1.00 1.50 1.75 2.00 1.25	
Transitions													1.60	1.00 1.00 1.25 1.50 1.50	1.50
Performance/Execution													1.60	1.00 1.25 1.50 1.75 1.75	1.25
Choreography													1.60	1.00 1.50 1.75 1.50 1.50	1.50
Interpretation													1.60	0.75 1.50 1.50 1.75 1.75	1.50
<b>Judges Total Program Component Score (factored)</b>															1.58
<b>Deductions</b>															<b>11.73</b>
Falls: -1.00															-1.00

x Credit for highlight distribution, jump element multiplied by 1.1

PI.	Name	Nation	Total Segment Score	Total Element Score	Total Program Score (factored)	Component Score (factored)	Deductions
8	Urður Ylfa ARNARSDÓTTIR		= 18.97	+ 6.18	+ 12.79		- 0.00

# Executed Elements	Base Value	GOE	J1	J2	J3	J4	J5	J6	J7	J8	J9	J10	Scores of Panel		
1	2Lz<	< 0.60	-0.30	-3	-3	-3	-3	-3							
2	2F<+1T	< 0.90	-0.20	-3	-2	-2	-2	-1					0.30		
3	1A+2Lo<+1T	< 1.70	-0.43	-2	-2	-3	-3	-2					0.70		
4	FCSp	0.00	0.00	-	-	-	-	-					1.27		
5	2Lo<	< 0.50	-0.30	-3	-3	-3	-3	-3					0.00		
6	1A	0.88 x	-0.07	0	0	0	-1	-1					0.20		
7	CCoSp	0.00	0.00	-	-	-	-	-					0.81		
8	SIS1	1.80	0.00	0	0	0	0	0					0.00		
9	LSp1	1.50	-0.40	0	-2	-2	-1	-1					1.80		
													7.88		
													1.10		
<b>Program Components</b>													<b>Factor</b>	<b>6.18</b>	
Skating Skills													1.60	1.75 2.00 2.25 1.50 1.75	
Transitions													1.60	1.50 1.50 2.00 1.25 1.50	1.83
Performance/Execution													1.60	1.75 1.00 1.75 1.25 1.75	1.50
Choreography													1.60	1.50 1.50 1.50 1.00 1.50	1.58
Interpretation													1.60	1.75 1.50 1.50 1.00 2.00	1.50
<b>Judges Total Program Component Score (factored)</b>															1.58
<b>Deductions</b>															<b>12.79</b>
Falls: -0.00															0.00

x Credit for highlight distribution, jump element multiplied by 1.1

# 12 ÁRA OG YNGRI A FREE SKATING JUDGES DETAILS PER SKATER

Pl.	Name	Nation	Total Segment Score	Total Element Score	Total Program Component Score (factored)										Deductions
9	Elva Hrund ÁRNADÓTTIR		= 15.12	+ 6.19	+ 10.93										- 2.00
# Executed Elements	Base Value	GOE	J1	J2	J3	J4	J5	J6	J7	J8	J9	J10	Scores of Panel		
1	2S	1.30	-1.00	-3	-3	-3	-3	-3							
2	1A	0.80	-0.20	0	-1	-1	-1	-1					0.30		
3	FCSp	0.00	0.00	-	-	-	-	-					0.60		
4	1Lz+1A+SEQ	1.12	-0.20	0	-1	-1	-1	-1					0.00		
5	SpSq1	1.80	-0.30	0	-1	-1	-1	-1					0.92		
6	2S	1.43 x	-1.00	-3	-3	-3	-3	-3					1.50		
7	LSp1	1.50	-0.60	-1	-2	-2	-2	-2					0.43		
8	2T<	< 0.44 x	-0.30	-3	-3	-3	-3	-3					0.90		
9	CCoSp1	2.00	-0.60	-2	-2	-2	-3	-2					0.14		
		<b>10.39</b>											1.40		
<b>Program Components</b>		<b>Factor</b>											<b>6.19</b>		
Skating Skills		1.60	1.75	1.50	1.75	1.75	1.25								
Transitions		1.60	1.50	1.25	1.50	1.25	1.00						1.67		
Performance/Execution		1.60	1.25	1.00	1.25	1.25	1.25						1.33		
Choreography		1.60	1.50	1.50	1.00	1.50	1.00						1.25		
Interpretation		1.60	1.00	1.25	1.25	1.50	1.25						1.33		
<b>Judges Total Program Component Score (factored)</b>													<b>1.25</b>		
<b>Deductions</b>		<b>Falls:</b>											<b>-2.00</b>		

x Credit for highlight distribution, jump element multiplied by 1.1

printed: 7.12.2008 09:58:14

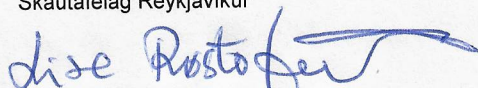
# RESULTS

## 11 ÁRA OG YNGRI DRENGIR FINAL RESULT

Pl. Name	Nation	Total Score	FS
----------	--------	-------------	----

1 Guðmundur Páll SIGURÞÓRSSON  
Skautafélag Reykjavíkur

12,58 1



**Lise Rost JENSEN NOR**

Referee



**Mona ADOLFSON NOR**

Technical Controller

Printed: 6.12.2008 09:41:33

# 11 ÁRA OG YNGRI DRENGIR FREE SKATING JUDGES DETAILS PER SKATER

Pl.	Name	Nation	Total Segment Score	Total Element Score	Total Program Component Score (factored)		Deductions
			=	+	+		-
1	Guðmundur Páll SIGURPÓRSSON		12.58	4.92	7.66		0.00

#	Executed Elements	Base Value	GOE	J1	J2	J3	J4	J5	J6	J7	J8	J9	J10	Scores of Panel
1	1Lo	0.50	-0.03	0	-1	-1	0	0						0.47
2	1Lz+1T	1.00	-0.13	-1	-2	-1	-2	-1						0.87
3	SSp	0.00	0.00	-	-	-	-	-						0.00
4	1F	0.50	0.00	0	0	0	0	0						0.50
5	SpSq1	1.80	-0.40	-1	-1	-2	-2	-1						1.40
6	1S+1T	0.88 x	0.00	0	0	0	-1	0						0.88
7	USp1	1.20	-0.40	-1	-2	-2	-1	-1						0.80
		<b>5.88</b>												<b>4.92</b>
	<b>Program Components</b>		<b>Factor</b>											
	Skating Skills		2.00	1.00	0.50	1.25	1.25	1.25						1.17
	Transitions		0.00	0.00	0.00	0.00	0.00	0.00						
	Performance/Execution		2.00	1.25	0.75	1.25	1.50	1.75						1.33
	Choreography		0.00	0.00	0.00	0.00	0.00	0.00						
	Interpretation		2.00	1.25	0.75	1.50	1.50	1.25						1.33
	<b>Judges Total Program Component Score (factored)</b>													<b>7.66</b>
	<b>Deductions</b>													<b>0.00</b>

x Credit for highlight distribution, jump element multiplied by 1.1

printed: 6.12.2008 09:43:20


# RESULTS

## 10 ÁRA OG YNGRI A FINAL RESULT

Pl. Name	Nation	Total Score	FS
1 Agnes Dís BRYNJARSDÓTTIR Skautafélagið Björninn		25,91	1
2 Puriður Björg BJÖRGVINSDÓTTIR Skautafélagið Björninn		23,11	2
3 Hrafnhildur Ósk BIRGISDÓTTIR Skautafélag Akureyrar		19,18	3
4 Elísabet Ingibjörg SÆVARSDÓTTIR Skautafélag Akureyrar		16,71	4
5 Hrafnkatla UNNARSDÓTTIR Skautafélag Akureyrar		15,54	5
6 Guðrún BRYNJÓLFSDÓTTIR Skautafélag Akureyrar		14,82	6
7 Auður Ilona HENTTINEN Skautafélagið Björninn		13,70	7

### Withdrawn

Halla Sigrún MATHIESEN  
Skautafélag Reykjavíkur

  
**Lise ROSTO JENSEN NOR**  
Referee

  
**Mona ADOLFSON NOR**  
Technical Controller

Printed: 7.12.2008 08:56:57

# RESULTS

## 10 ÁRA OG YNGRI A FINAL RESULT

Pl. Name	Nation	Total Score	FS
1 Agnes Dís BRYNJARSDÓTTIR Skautafélagið Björninn		25,91	1
2 Þuríður Björg BJÖRGVINSDÓTTIR Skautafélagið Björninn		23,11	2
3 Hrafnhildur Ósk BIRGISDÓTTIR Skautafélag Akureyrar		19,18	3
4 Elísabet Ingibjörg SÆVARSDÓTTIR Skautafélag Akureyrar		16,71	4
5 Hrafnkatla UNNARSDÓTTIR Skautafélag Akureyrar		15,54	5
6 Guðrún BRYNJÓLFSDÓTTIR Skautafélag Akureyrar		14,82	6
7 Auður Ilona HENTTINEN Skautafélagið Björninn		13,70	7
Withdrawn Halla Sigrún MATHIESEN Skautafélag Reykjavíkur			

**Lise Rosto JENSEN NOR**

Referee

Printed: 7.12.2008 08:56:57

**Mona ADOLFSON NOR**

Technical Controller

# 10 ÁRA OG YNGRI A FREE SKATING

# JUDGES DETAILS PER SKATER

Pl.	Name	Nation	Total Segment Score =	Total Element Score +	Total Program Score (factored) +	Total Component Score (factored)	Deductions
1	Agnes Dís BRYNJARSDÓTTIR		25.91	9.78	16.13		0.00

# Executed Elements	Base Value	GOE	J1	J2	J3	J4	J5	J6	J7	J8	J9	J10	Scores of Panel
1 2S+1T	1.70	0.17	0	0	1	0	1						1.87
2 CSp1	1.40	-0.30	-1	-1	-1	0	-1						1.10
3 1A	0.80	0.00	0	-1	0	0	0						0.80
4 1Lz	0.60	-0.07	0	0	-1	-1	-2						0.53
5 SpSq1	1.80	-0.60	-2	-1	-2	-2	-2						1.20
6 1A+1Lo+2Lo<	< 1.98 x	-0.43	-2	-2	-3	-3	-2						1.55
7 2S	1.43 x	-0.60	-2	-2	-2	-2	-2						0.83
8 CSSp1	1.90	0.00	0	1	-1	0	0						1.90
	<b>11.61</b>												<b>9.78</b>
<b>Program Components</b>		<b>Factor</b>											
Skating Skills		1.60	2.50	2.00	2.25	2.00	2.00						2.08
Transitions		1.60	2.25	2.00	2.50	2.00	1.50						2.08
Performance/Execution		1.60	2.50	1.75	1.75	1.75	2.25						1.92
Choreography		1.60	2.50	1.75	2.00	1.50	2.00						1.92
Interpretation		1.60	2.50	2.00	2.25	1.75	2.00						2.08
<b>Judges Total Program Component Score (factored)</b>													<b>16.13</b>

### Deductions

x Credit for highlight distribution, jump element multiplied by 1.1

0.00

Pl.	Name	Nation	Total Segment Score =	Total Element Score +	Total Program Score (factored) +	Total Component Score (factored)	Deductions
2	Puríður Björg BJÖRGVINSDÓTTIR		23.11	9.58	14.53		1.00

# Executed Elements	Base Value	GOE	J1	J2	J3	J4	J5	J6	J7	J8	J9	J10	Scores of Panel
1 1A	0.80	0.17	0	1	0	0	1						0.97
2 1Lz	0.60	0.10	1	0	1	0	0						0.70
3 CSp1	1.40	0.00	0	0	0	1	0						1.40
4 SpSq1	1.80	0.33	1	0	1	1	0						2.13
5 2S	1.43 x	-0.30	-1	-1	-1	-1	-1						1.13
6 1A+1Lo+2Lo<	< 1.98 x	-0.40	-2	-2	-2	-2	-1						1.58
7 2S+1T	1.87 x	-0.20	0	-1	0	-1	-1						1.67
8 CSSp	0.00	0.00	-	-	-	-	-						0.00
	<b>9.88</b>												<b>9.58</b>
<b>Program Components</b>		<b>Factor</b>											
Skating Skills		1.60	2.50	1.75	2.50	2.00	2.25						2.25
Transitions		1.60	2.00	1.50	1.75	1.50	1.50						1.58
Performance/Execution		1.60	2.50	1.00	2.00	1.75	2.00						1.92
Choreography		1.60	2.00	1.50	1.50	1.25	1.75						1.58
Interpretation		1.60	2.00	1.50	1.75	1.25	2.00						1.75
<b>Judges Total Program Component Score (factored)</b>													<b>14.53</b>

### Deductions

Falls: -1.00

x Credit for highlight distribution, jump element multiplied by 1.1

-1.00



# 10 ÁRA OG YNGRI A FREE SKATING JUDGES DETAILS PER SKATER

Pl.	Name	Nation	Total Segment Score	Total Element Score	Total Program Component Score (factored)			Deductions
			=	+	+			-
3	Hrafnhildur Ósk BIRGISDÓTTIR		19.18	6.11	13.07			0.00

# Executed Elements	Base Value	GOE	J1	J2	J3	J4	J5	J6	J7	J8	J9	J10	Scores of Panel
1 1Lz+1T	! 1.00	-0.13	-1	-2	-1	-1	-2						0.87
2 2S<	< 0.40	-0.30	-3	-3	-3	-3	-3						0.10
3 SpSq1	1.80	-0.40	0	-1	-1	-2	-2						1.40
4 1A+1Lo+1T	1.87 x	-0.13	0	-1	0	-2	-1						1.74
5 CSp1	1.40	-0.60	-1	-2	-2	-2	-2						0.80
6 1F	0.55 x	-0.10	-1	-1	-1	-1	-1						0.45
7 1A	0.88 x	-0.13	0	-1	-1	0	-1						0.75
8 SSp*	* 0.00	0.00	-	-	-	-	-						0.00
9 CSSp1*	* 0.00	0.00	-	-	-	-	-						0.00
	<b>7.90</b>												<b>6.11</b>
<b>Program Components</b>		<b>Factor</b>											
Skating Skills		1.60	2.00	1.25	1.75	1.75	1.50						1.67
Transitions		1.60	1.75	1.50	1.50	1.75	1.00						1.58
Performance/Execution		1.60	2.00	1.50	1.75	1.50	1.50						1.58
Choreography		1.60	2.00	1.50	1.50	1.25	1.25						1.42
Interpretation		1.60	2.25	2.00	2.00	1.50	1.75						1.92
<b>Judges Total Program Component Score (factored)</b>													<b>13.07</b>

### Deductions

x Credit for highlight distribution, jump element multiplied by 1.1

0.00

Pl.	Name	Nation	Total Segment Score	Total Element Score	Total Program Component Score (factored)			Deductions
			=	+	+			-
4	Elísabet Ingibjörg SÆVARSDÓTTIR		16.71	6.77	10.94			1.00

# Executed Elements	Base Value	GOE	J1	J2	J3	J4	J5	J6	J7	J8	J9	J10	Scores of Panel
1 1F+1T	0.90	0.10	1	0	0	0	1						1.00
2 CSp1	1.40	-0.40	-2	-1	-2	-1	-1						1.00
3 1A	0.80	0.00	0	-1	0	0	0						0.80
4 1Lz	! 0.60	-0.20	-1	-2	-2	-2	-2						0.40
5 CSSp	0.00	0.00	-	-	-	-	-						0.00
6 SpSq1	1.80	-0.30	-1	-1	-1	-1	-1						1.50
7 1Lz+1Lo+1T	! 1.65 x	-0.13	-1	-2	-1	-2	-1						1.52
8 1Lo	0.55 x	0.00	0	-1	0	0	0						0.55
	<b>7.70</b>												<b>6.77</b>
<b>Program Components</b>		<b>Factor</b>											
Skating Skills		1.60	1.75	1.25	1.50	1.75	1.50						1.58
Transitions		1.60	1.00	1.25	1.50	1.25	1.00						1.17
Performance/Execution		1.60	1.50	1.50	1.00	1.50	1.25						1.42
Choreography		1.60	1.25	1.50	1.00	1.25	1.25						1.25
Interpretation		1.60	1.50	1.50	1.25	1.25	1.50						1.42
<b>Judges Total Program Component Score (factored)</b>													<b>10.94</b>

### Deductions

Falls: -1.00

x Credit for highlight distribution, jump element multiplied by 1.1

-1.00

# 10 ÁRA OG YNGRI A FREE SKATING JUDGES DETAILS PER SKATER

Pl.	Name	Nation	Total Segment Score	Total Element Score	Total Program Score (factored)	Deductions
5	Hrafnkatla UNNARSDÓTTIR		= 15.54	+ 5.40	+ 10.14	- 0.00

# Executed Elements	Base Value	GOE	J1	J2	J3	J4	J5	J6	J7	J8	J9	J10	Scores of Panel
1	1A+1T	1.20	-0.20	0	-1	-1	-2	-1					
2	1Lz	0.60	0.00	0	0	0	0	-1					1.00
3	1A	0.80	-0.50	-3	-3	-3	-3	-3					0.60
4	SpSq1	1.80	-0.40	-1	-2	-2	-1	0					0.30
5	1F	0.55 x	0.00	0	0	0	0	-1					1.40
6	CSSp	0.00	0.00	-	-	-	-	-					0.55
7	1Lz+1T+1Lo	1.65 x	-0.10	0	-1	-1	-1	-2					0.00
8	CSp	0.00	0.00	-	-	-	-	-					1.55
		<b>6.60</b>											0.00
	<b>Program Components</b>		<b>Factor</b>										<b>5.40</b>
	Skating Skills		1.60	1.75	1.00	1.50	1.50	1.25					1.42
	Transitions		1.60	1.00	1.50	1.00	1.50	0.75					1.17
	Performance/Execution		1.60	1.75	1.00	0.75	1.50	1.00					1.17
	Choreography		1.60	1.25	1.50	1.25	1.25	1.00					1.25
	Interpretation		1.60	1.50	1.75	0.50	1.25	1.25					1.33
	<b>Judges Total Program Component Score (factored)</b>												<b>10.14</b>
	<b>Deductions</b>												<b>0.00</b>

x Credit for highlight distribution, jump element multiplied by 1.1

Pl.	Name	Nation	Total Segment Score	Total Element Score	Total Program Score (factored)	Deductions
6	Guðrún BRYNJÓLFSDÓTTIR		= 14.82	+ 5.29	+ 12.53	- 3.00

# Executed Elements	Base Value	GOE	J1	J2	J3	J4	J5	J6	J7	J8	J9	J10	Scores of Panel
1	1A<	< 0.00	0.00	-	-	-	-	-					
2	1Lz	0.60	-0.03	0	0	-1	0	-1					0.00
3	CSp1	1.40	-0.10	0	0	-1	1	-1					0.57
4	1F	0.50	0.00	0	0	0	0	0					1.30
5	1A<+SEQ	< 0.00 x	0.00	-	-	-	-	-					0.50
6	SpSq1	1.80	-0.40	-1	-2	-2	-1	-1					0.00
7	1Lz+1Lo+1T	! 1.65 x	-0.13	-1	-1	-2	-2	-1					1.40
8	SSp1*	* 0.00	0.00	-	-	-	-	-					1.52
		<b>5.95</b>											0.00
	<b>Program Components</b>		<b>Factor</b>										<b>5.29</b>
	Skating Skills		1.60	1.75	1.25	1.75	1.75	1.50					1.67
	Transitions		1.60	1.50	1.00	1.25	1.50	1.25					1.33
	Performance/Execution		1.60	2.00	1.25	1.50	1.25	2.00					1.58
	Choreography		1.60	1.75	1.50	1.50	1.25	1.50					1.50
	Interpretation		1.60	2.00	1.75	1.50	1.25	2.00					1.75
	<b>Judges Total Program Component Score (factored)</b>												<b>12.53</b>
	<b>Deductions</b>												<b>-3.00</b>

x Credit for highlight distribution, jump element multiplied by 1.1

# 10 ÁRA OG YNGRI A FREE SKATING

# JUDGES DETAILS PER SKATER

Pl.	Name	Nation	Total Segment Score	Total Element Score	Total Program Score (factored)					Deductions			
			=	+	+					-			
7	Auður Ilona HENTTINEN		13.70	4.90	8.80					0.00			
# Executed Elements	Base Value	GOE	J1	J2	J3	J4	J5	J6	J7	J8	J9	J10	Scores of Panel
1	CSp	0.00	0.00	-	-	-	-	-	-	-	-	-	0.00
2	1A<	< 0.00	0.00	-	-	-	-	-	-	-	-	-	0.00
3	1F	0.50	-0.03	0	-3	0	0	-1	-	-	-	-	0.00
4	SpSq1	1.80	-0.30	0	-1	-1	-1	-1	-	-	-	-	0.47
5	1Lz	0.66 x	-0.07	0	-2	-2	0	0	-	-	-	-	1.50
6	CSSp	0.00	0.00	-	-	-	-	-	-	-	-	-	0.59
7	1Lz+1T	1.10 x	-0.20	0	-2	-2	-2	-2	-	-	-	-	0.00
8	1F+1Lo+1T	1.54 x	-0.10	0	-1	-1	-2	-1	-	-	-	-	0.90
		<b>5.60</b>											1.44
													<b>4.90</b>
Program Components		Factor											
Skating Skills		1.60	1.25	1.00	1.25	1.25	1.00						1.17
Transitions		1.60	1.25	1.00	1.00	1.25	0.50						1.08
Performance/Execution		1.60	1.75	0.75	0.75	1.25	1.25						1.08
Choreography		1.60	1.75	1.00	1.00	1.00	0.50						1.00
Interpretation		1.60	1.50	1.25	1.00	1.25	1.00						1.17
Judges Total Program Component Score (factored)													<b>8.80</b>
<b>Deductions</b>													<b>0.00</b>

x Credit for highlight distribution, jump element multiplied by 1.1

printed: 7.12.2008 08:58:01


# RESULTS

## 8 ÁRA OG YNGRI A FINAL RESULT

Pl. Name	Nation	Total Score	FS
----------	--------	-------------	----

1 Guðrún Elísabet BJÖRGVINSDÓTTIR  
Skautafélagið Björninn

11,43 1

  
**Lise Rostø JENSEN NOR**

Referee

Printed: 7.12.2008 09:22:44

  
**Mona ADOLFSON NOR**  
Technical Controller

# 8 ÁRA OG YNGRI A FREE SKATING

# JUDGES DETAILS PER SKATER

Pl.	Name	Nation	Total Segment Score	Total Element Score	Total Program Score (factored)					Deductions			
1	Guðrún Elísabet BJÖRGVINSDÓTTIR		= 11.43	+ 3.02	+ 8.41					- 0.00			
# Executed Elements	Base Value	GOE	J1	J2	J3	J4	J5	J6	J7	J8	J9	J10	Scores of Panel
1	1A	0.80	-0.40										
2	USp1	1.20	-0.20	-2	-2	-2	-2	-2					
3	1F+1T	0.90	-0.07	0	0	-1	-1	-1					0.40
4	SSp	0.00	0.00	0	-1	-1	-1	0					1.00
5	1Lz	0.66 x	-0.17	-	-	-	-	-					0.83
6	SpSq	0.00	0.00	-1	-2	-1	-2	-2					0.00
7	1A+SEQ	0.70 x	-0.40	-	-	-	-	-					0.49
		4.26		-3	-2	-2	-2	-2					0.00
<b>Program Components</b>			<b>Factor</b>										<b>3.02</b>
	Skating Skills		1.60	1.00	1.25	1.25	1.50	1.00					
	Transitions		1.60	0.75	1.25	1.00	1.00	0.75					1.17
	Performance/Execution		1.60	1.00	1.50	0.75	1.25	1.25					0.92
	Choreography		1.60	1.00	1.25	0.50	1.25	1.00					1.17
	Interpretation		1.60	0.75	1.00	0.50	1.00	1.00					1.08
	<b>Judges Total Program Component Score (factored)</b>												<b>0.92</b>
	<b>Deductions</b>												<b>8.41</b>
													<b>0.00</b>

x Credit for highlight distribution, jump element multiplied by 1.1

printed: 7.12.2008 09:23:33

Altfor liten forsyning

i comp.

nr 1. → og resten

## RESULTS

### 10 ÁRA OG YNGRI B FINAL RESULT

Pl. Name	Nation	Total Score	FS
1 Kristín Valdís ÖRNÓLFSDÓTTIR Skautafélag Reykjavíkur		17,03	1
2 Arna María ORMSDÓTTIR Skautafélag Reykjavíkur		13,39	2
3 Helena Perla RAGNARSDÓTTIR Skautafélagið Björninn		11,41	3
4 Arney Líf ÞÓRHALLSDÓTTIR Skautafélag Akureyrar		10,73	4
5 Þórdís Rögn JÓNSDÓTTIR Skautafélagið Björninn		10,73	5
6 Harpa Mjöll ÞÓRSÓTTIR Skautafélagið Björninn		10,63	6
7 Sara HÁKONARDÓTTIR Skautafélagið Björninn		10,02	7
8 Hólmfríður Dóra FRÍÐGEIRSDÓTTIR Skautafélagið Björninn		9,72	8
9 Gabriela GUNNARSDÓTTIR Skautafélag Reykjavíkur		9,68	9
10 Eva Dögg SÆMUNSDÓTTIR Skautafélagið Björninn		8,41	10
11 Elizabeth ARNARSDÓTTIR Skautafélagið Björninn		8,37	11
12 Hulda Dröfn SVEINBJÖRNSDÓTTIR Skautafélag Akureyrar		7,76	12
13 Hildur Emelía SVAVARSDÓTTIR Skautafélag Akureyrar		7,72	13
14 Sólveig Lilja GUNNARSDÓTTIR Skautafélagið Björninn		7,61	14
15 Sara Júlía BALDVINSDÓTTIR Skautafélag Akureyrar		6,95	15
16 Sóley ÓLAFSDÓTTIR Skautafélagið Björninn		6,87	16
17 Kristjana Birta KRISTINSDÓTTIR Skautafélagið Björninn		6,60	17
18 Særún HALLDÓRSÓTTIR Skautafélag Akureyrar		6,17	18
19 Ásta Hlín STYRMISDÓTTIR Skautafélagið Björninn		5,73	19
20 Sunneva Yr SIGURÐARDÓTTIR Skautafélagið Björninn		5,01	20
21 Margrét Sól TORFADÓTTIR Skautafélagið Björninn		4,61	21
22 Ingibjörg Anna SÓLVEIGARDÓTTIR Skautafélagið Björninn		4,01	22
Withdrawn Andrea Guðbjörg HELGADÓTTIR Skautafélagið Björninn			

**Lise Rosto JENSEN NOR**

Referee

Printed: 6.12.2008 10:40:13

**Mona ADOLFSON NOR**

Technical Controller

# 10 ÁRA OG YNGRI B FREE SKATING JUDGES DETAILS PER SKATER

Pl.	Name	Nation	Total Segment Score	Total Element Score	Total Program Score (factored)	Total Component Score (factored)	Deductions
1	Kristín Valdís ÖRNÓLFSDÓTTIR		= 17.03	+ 8.50	+ 8.53		- 0.00

# Executed Elements	Base Value	GOE	J1	J2	J3	J4	J5	J6	J7	J8	J9	J10	Scores of Panel
1	SpSq1	1.80	-0.20	-1	-1	-1	0	0					
2	1Lz	0.60	-0.03	0	0	0	-1	-1					1.60
3	SSp1	1.30	0.50	1	1	1	1	1					0.57
4	1Lz+1Lo+1T	1.65 x	-0.07	0	-1	-1	-1	0					1.80
5	1A	0.88 x	-0.13	0	-1	0	-1	-1					1.58
6	1F+1Lo	1.10 x	0.00	0	0	0	0	0					0.75
7	USp1	1.20	-0.10	1	0	-1	-1	0					1.10
													1.10
													8.53
<b>Program Components</b>													
Skating Skills													Factor
Transitions													1.60
Performance/Execution													2.25 1.50 1.50 1.50 1.75
Choreography													0.00 0.00 0.00 0.00 0.00
Interpretation													1.60 2.50 1.50 1.75 1.75 2.00
Judges Total Program Component Score (factored)													1.83
													1.92
													8.53

<b>Deductions</b>														0.00
-------------------	--	--	--	--	--	--	--	--	--	--	--	--	--	------

x Credit for highlight distribution, jump element multiplied by 1.1

Pl.	Name	Nation	Total Segment Score	Total Element Score	Total Program Score (factored)	Total Component Score (factored)	Deductions
2	Arna María ORMSDÓTTIR		= 13.39	+ 7.39	+ 6.00		- 0.00

# Executed Elements	Base Value	GOE	J1	J2	J3	J4	J5	J6	J7	J8	J9	J10	Scores of Panel
1	1Lo+1T	0.90	0.00	0	0	0	0	0					
2	1F	0.50	0.00	0	0	0	0	0					0.90
3	USp1	1.20	-0.30	0	-1	-1	-1	-1					0.50
4	SpSq1	1.80	0.00	0	0	0	0	0					0.90
5	1S	0.44 x	0.00	0	0	0	-1	0					1.80
6	1Lz+1Lo+1T	1.65 x	-0.10	-1	-1	-1	-2	0					0.44
7	SSp1	1.30	0.00	0	0	-1	0	0					1.55
													1.30
													7.39
<b>Program Components</b>													
Skating Skills													Factor
Transitions													1.60
Performance/Execution													1.50 0.75 1.25 1.00 1.50
Choreography													0.00 0.00 0.00 0.00 0.00
Interpretation													1.60 1.25 1.25 0.75 1.25 1.25
Judges Total Program Component Score (factored)													1.25
													1.25
													6.00

<b>Deductions</b>														0.00
-------------------	--	--	--	--	--	--	--	--	--	--	--	--	--	------

x Credit for highlight distribution, jump element multiplied by 1.1



# 10 ÁRA OG YNGRI B FREE SKATING

# JUDGES DETAILS PER SKATER

Pl.	Name	Nation	Total Segment Score	Total Element Score	Total Program Score (factored)	Total Component Score (factored)	Deductions
3	Helena Perla RAGNARSDÓTTIR		= 11.41	+ 7.08	+ 5.33		- 1.00

# Executed Elements	Base Value	GOE	J1	J2	J3	J4	J5	J6	J7	J8	J9	J10	Scores of Panel	
1	1Lo	0.50	0.00	0	0	0	0	-1					0.50	
2	1Lz	0.60	-0.07	0	-1	-1	-1	0					0.53	
3	SpSq1	1.80	-0.30	-1	0	-1	-2	-1					1.50	
4	SSp1	1.30	0.00	0	0	0	-1	0					1.30	
5	1F+1Lo+1T	1.54 x	-0.07	0	-1	-1	-1	0					1.47	
6	1S+1T	0.88 x	0.00	0	-1	0	0	0					0.88	
7	USp1	1.20	-0.30	0	-1	-1	-2	-1					0.90	
		<b>7.82</b>											<b>7.08</b>	
<b>Program Components</b>		<b>Factor</b>												
Skating Skills		1.60		1.25	0.50	1.00	1.00	1.25					1.08	
Transitions		0.00		0.00	0.00	0.00	0.00	0.00					1.08	
Performance/Execution		1.60		1.25	1.25	1.00	1.00	1.00					1.17	
Choreography		0.00		0.00	0.00	0.00	0.00	0.00					5.33	
Interpretation		1.60		1.25	1.00	1.25	1.00	1.25						
<b>Judges Total Program Component Score (factored)</b>													<b>1.17</b>	
<b>Deductions</b>													<b>5.33</b>	
Time violation: -1.00														
x Credit for highlight distribution, jump element multiplied by 1.1													<b>-1.00</b>	

Pl.	Name	Nation	Total Segment Score	Total Element Score	Total Program Score (factored)	Total Component Score (factored)	Deductions
4	Arney Líf ÞÓRHALLSDÓTTIR		= 10.73	+ 3.93	+ 6.80		- 0.00

# Executed Elements	Base Value	GOE	J1	J2	J3	J4	J5	J6	J7	J8	J9	J10	Scores of Panel	
1	1Lo+1T+1Lo	1.40	0.00	0	0	0	0	0					1.40	
2	1F**1Lo*	0.00	0.00	-	-	-	-	-					0.00	
3	USp1	1.20	0.17	1	1	0	0	0					1.37	
4	1F	0.50	0.10	0	1	-1	0	1					0.60	
5	SpSq	0.00	0.00	-	-	-	-	-					0.00	
6	1Lz	0.66 x	-0.10	-1	-1	-2	-1	-1					0.56	
7	SSp	0.00	0.00	-	-	-	-	-					0.00	
		<b>3.76</b>											<b>3.93</b>	
<b>Program Components</b>		<b>Factor</b>												
Skating Skills		1.60		1.75	1.25	1.00	1.75	1.50					1.50	
Transitions		0.00		0.00	0.00	0.00	0.00	0.00					1.33	
Performance/Execution		1.60		1.50	1.00	0.75	1.75	1.50					1.42	
Choreography		0.00		0.00	0.00	0.00	0.00	0.00					6.80	
Interpretation		1.60		1.50	1.00	1.00	1.75	1.75						
<b>Judges Total Program Component Score (factored)</b>													<b>1.42</b>	
<b>Deductions</b>													<b>6.80</b>	
x Credit for highlight distribution, jump element multiplied by 1.1													<b>0.00</b>	

# 10 ÁRA OG YNGRI B FREE SKATING JUDGES DETAILS PER SKATER

Pl.	Name	Nation	Total Segment Score	Total Element Score	Total Program Score (factored)	Total Component Score (factored)	Deductions
5	Pórdís Rögn JÓNSDÓTTIR		= 10.73	+ 5.27	+ 5.46		- 0.00

# Executed Elements	Base Value	GOE	J1	J2	J3	J4	J5	J6	J7	J8	J9	J10	Scores of Panel
1 SpSq1	1.80	-0.40	-1	-1	-1	-2	-2						1.40
2 1A	0.80	-0.27	0	-1	-2	-2	-1						0.53
3 SSp	0.00	0.00	-	-	-	-	-						0.00
4 1F+1Lo+1Lo	1.65 x	-0.10	0	-1	-1	-1	-1						1.55
5 1A+SEQ	0.70 x	-0.50	-3	-3	-3	-3	-3						0.20
6 1Lz	0.66 x	-0.17	0	-1	-2	-2	-2						0.49
7 USp1	1.20	-0.10	0	0	-1	0	-1						1.10
	<b>6.81</b>												<b>5.27</b>
<b>Program Components</b>		<b>Factor</b>											
Skating Skills		1.60	1.50	0.25	0.75	1.00	1.25						1.00
Transitions		0.00	0.00	0.00	0.00	0.00	0.00						1.08
Performance/Execution		1.60	1.50	0.50	1.00	0.75	1.50						1.33
Choreography		0.00	0.00	0.00	0.00	0.00	0.00						5.46
Interpretation		1.60	1.75	0.50	1.25	1.25	1.50						0.00
<b>Judges Total Program Component Score (factored)</b>													<b>5.46</b>
<b>Deductions</b>													<b>0.00</b>

x Credit for highlight distribution, jump element multiplied by 1.1

Pl.	Name	Nation	Total Segment Score	Total Element Score	Total Program Score (factored)	Total Component Score (factored)	Deductions
6	Harpa Mjöll ÞÓRSDÓTTIR		= 10.63	+ 6.37	+ 4.26		- 0.00

# Executed Elements	Base Value	GOE	J1	J2	J3	J4	J5	J6	J7	J8	J9	J10	Scores of Panel
1 USp1	1.20	0.50	1	1	1	1	1						1.70
2 1F	0.50	0.00	0	0	0	0	0						0.50
3 1Lz	0.60	-0.10	-1	-1	-1	-1	-1						0.50
4 SpSq1	1.80	-0.40	-1	-1	-1	-2	-2						1.40
5 1S+1Lo+1Lo	1.54 x	-0.13	-1	-1	-1	-2	-2						1.41
6 SSp	0.00	0.00	-	-	-	-	-						0.00
7 1F+1T	0.99 x	-0.13	-2	-1	0	-2	-1						0.86
	<b>6.63</b>												<b>6.37</b>
<b>Program Components</b>		<b>Factor</b>											
Skating Skills		1.60	1.00	0.75	0.75	0.75	0.75						0.75
Transitions		0.00	0.00	0.00	0.00	0.00	0.00						1.08
Performance/Execution		1.60	1.00	0.75	1.50	1.00	1.25						0.83
Choreography		0.00	0.00	0.00	0.00	0.00	0.00						4.26
Interpretation		1.60	0.50	0.50	1.25	1.00	1.00						0.00
<b>Judges Total Program Component Score (factored)</b>													<b>4.26</b>
<b>Deductions</b>													<b>0.00</b>

x Credit for highlight distribution, jump element multiplied by 1.1

# 10 ÁRA OG YNGRI B FREE SKATING JUDGES DETAILS PER SKATER

Pl.	Name	Nation	Total Segment Score =	Total Element Score +	Total Program Score (factored) +	Total Component Score (factored) +	Deductions
7	Sara HÁKONARDÓTTIR		10.02	6.42	3.60	-	0.00

# Executed Elements	Base Value	GOE	J1	J2	J3	J4	J5	J6	J7	J8	J9	J10	Scores of Panel	
1	1S	0.40	-0.03	0	0	-1	0	-1					0.37	
2	USp1	1.20	-0.10	0	0	-1	-1	0					1.10	
3	1Lo+1Lo	1.00	0.00	0	0	0	0	-1					1.00	
4	SpSq1	1.80	-0.20	0	-1	0	-1	-1					1.60	
5	SSp1	1.30	-0.30	-1	-1	-1	-2	-1					1.00	
6	1Lz	0.66 x	-0.23	-1	-2	-3	-3	-2					0.43	
7	1F+1T	0.99 x	-0.07	0	-1	0	-1	-1					0.92	
<b>7.35</b>													<b>6.42</b>	
<b>Program Components</b>		Factor												
Skating Skills		1.60		0.50	0.75	0.75	1.00	0.75					0.75	
Transitions		0.00		0.00	0.00	0.00	0.00	0.00					0.75	
Performance/Execution		1.60		0.75	0.50	0.75	1.00	0.75					0.75	
Choreography		0.00		0.00	0.00	0.00	0.00	0.00					0.75	
Interpretation		1.60		0.75	0.75	0.50	0.75	1.00					0.75	
<b>Judges Total Program Component Score (factored)</b>												<b>3.60</b>		
<b>Deductions</b>													<b>0.00</b>	

x Credit for highlight distribution, jump element multiplied by 1.1

Pl.	Name	Nation	Total Segment Score =	Total Element Score +	Total Program Score (factored) +	Total Component Score (factored) +	Deductions
8	Hólmfríður Dóra FRIDGEIRSDÓTTIR		9.72	6.32	4.40	-	1.00

# Executed Elements	Base Value	GOE	J1	J2	J3	J4	J5	J6	J7	J8	J9	J10	Scores of Panel	
1	1Lz	0.60	-0.10	0	-1	-1	-2	-1					0.50	
2	1A	0.80	-0.40	-1	-2	-2	-2	-2					0.40	
3	SSp1	1.30	-0.30	0	-1	-1	-2	-1					1.00	
4	SpSq1	1.80	-0.50	-1	-1	-2	-2	-2					1.30	
5	USp1	1.20	-0.30	-1	-1	-1	-1	-1					0.90	
6	1F+1Lo+1T	1.54 x	-0.17	-1	-1	-2	-2	-2					1.37	
7	1A+1T	1.32 x	-0.47	-2	-3	-2	-3	-3					0.85	
<b>8.56</b>													<b>6.32</b>	
<b>Program Components</b>		Factor												
Skating Skills		1.60		1.25	0.75	0.50	1.00	0.75					0.83	
Transitions		0.00		0.00	0.00	0.00	0.00	0.00					0.92	
Performance/Execution		1.60		1.25	0.75	0.50	1.00	1.00					1.00	
Choreography		0.00		0.00	0.00	0.00	0.00	0.00					1.00	
Interpretation		1.60		1.00	1.00	0.75	1.25	1.00					1.00	
<b>Judges Total Program Component Score (factored)</b>												<b>4.40</b>		
<b>Deductions</b>													<b>-1.00</b>	

x Credit for highlight distribution, jump element multiplied by 1.1

# 10 ÁRA OG YNGRI B FREE SKATING JUDGES DETAILS PER SKATER

Pl.	Name	Nation	Total Segment Score	Total Element Score	Total Program Score (factored)	Total Component Score (factored)	Deductions
9	Gabriela GUNNARSDÓTTIR		= 9.68	+ 5.22	+ 5.46		- 1.00

# Executed Elements	Base Value	GOE	J1	J2	J3	J4	J5	J6	J7	J8	J9	J10	Scores of Panel
1 1Lz+1Lo+1T	1.50	-0.07	-1	0	-1	-2	0						1.43
2 SSp1	1.30	-1.00	-3	-3	-3	-3	-2						0.30
3 1F+1T	0.90	0.00	0	0	0	-1	0						0.90
4 SpSq1	1.80	-0.10	0	0	-1	-1	0						1.70
5 1Lz	0.66 x	-0.10	0	0	-2	-2	-1						0.56
6 1A<	< 0.00 x	0.00	-	-	-	-	-						0.00
7 USp1	1.20	-0.87	-2	-2	-3	-3	-3						0.33
	<b>7.36</b>												<b>5.22</b>
<b>Program Components</b>		<b>Factor</b>											
Skating Skills		1.60	1.25	1.00	1.00	0.75	1.25						
Transitions		0.00	0.00	0.00	0.00	0.00	0.00						1.08
Performance/Execution		1.60	1.50	1.25	1.00	1.00	1.00						
Choreography		0.00	0.00	0.00	0.00	0.00	0.00						1.08
Interpretation		1.60	1.50	1.00	1.25	1.00	1.50						
<b>Judges Total Program Component Score (factored)</b>													<b>1.25</b>
<b>Deductions</b>													<b>5.46</b>
Falls: -1.00													
x Credit for highlight distribution, jump element multiplied by 1.1													<b>-1.00</b>

Pl.	Name	Nation	Total Segment Score	Total Element Score	Total Program Score (factored)	Total Component Score (factored)	Deductions
10	Eva Dögg SÆMUNSDÓTTIR		= 8.41	+ 3.61	+ 4.80		- 0.00

# Executed Elements	Base Value	GOE	J1	J2	J3	J4	J5	J6	J7	J8	J9	J10	Scores of Panel
1 1Lz	0.60	-0.10	-1	-1	-1	-2	-1						0.50
2 USp1	1.20	0.17	1	1	0	0	0						1.37
3 SpSq	0.00	0.00	-	-	-	-	-						0.00
4 SSp	0.00	0.00	-	-	-	-	-						0.00
5 1F+1T	0.99 x	-0.07	0	0	-1	-1	-1						0.00
6 1A<	< 0.00 x	0.00	-	-	-	-	-						0.92
7 1Lo+1Lo<+1T	< 0.99 x	-0.17	-2	-1	-2	-1	-2						0.00
	<b>3.78</b>												<b>0.82</b>
<b>Program Components</b>		<b>Factor</b>											
Skating Skills		1.60	2.00	1.00	0.25	1.25	1.25						
Transitions		0.00	0.00	0.00	0.00	0.00	0.00						1.17
Performance/Execution		1.60	1.50	0.50	0.50	1.00	1.00						
Choreography		0.00	0.00	0.00	0.00	0.00	0.00						0.83
Interpretation		1.60	1.50	0.75	0.25	1.00	1.25						
<b>Judges Total Program Component Score (factored)</b>													<b>1.00</b>
<b>Deductions</b>													<b>4.80</b>
x Credit for highlight distribution, jump element multiplied by 1.1													<b>0.00</b>

# 10 ÁRA OG YNGRI B FREE SKATING

# JUDGES DETAILS PER SKATER

Pl.	Name	Nation	Total Segment Score	Total Element Score	Total Program Score (factored)	Total Component Score (factored)	Deductions
11	Elizabeth ARNARSDÓTTIR		= 8.37	+ 4.10	+ 4.27	-	0.00

# Executed Elements	Base Value	GOE	J1	J2	J3	J4	J5	J6	J7	J8	J9	J10	Scores of Panel
1 1A<	< 0.00	0.00	-	-	-	-	-	-	-	-	-	-	0.00
2 1S+1Lo+1Lo	1.40	-0.10	-1	-1	-1	-1	-1	-	-	-	-	-	1.30
3 SSp	0.00	0.00	-	-	-	-	-	-	-	-	-	-	0.00
4 1Lz	0.60	-0.10	0	-1	-2	-1	-1	-	-	-	-	-	0.50
5 1F*+1Lo*	* 0.00	0.00	-	-	-	-	-	-	-	-	-	-	0.00
6 SpSq1	1.80	-0.40	-1	-2	-1	-1	-2	-	-	-	-	-	1.40
7 USp1	1.20	-0.30	0	-1	-1	-1	-1	-	-	-	-	-	0.90
	<b>5.00</b>												<b>4.10</b>
<b>Program Components</b>		<b>Factor</b>											
Skating Skills		1.60	0.75	0.25	1.00	1.00	1.00						0.92
Transitions		0.00	0.00	0.00	0.00	0.00	0.00						0.83
Performance/Execution		1.60	1.50	0.75	0.25	1.00	0.75						0.92
Choreography		0.00	0.00	0.00	0.00	0.00	0.00						0.92
Interpretation		1.60	1.50	0.75	0.50	1.00	1.00						<b>4.27</b>
<b>Judges Total Program Component Score (factored)</b>													<b>4.27</b>

### Deductions

x Credit for highlight distribution, jump element multiplied by 1.1

0.00

Pl.	Name	Nation	Total Segment Score	Total Element Score	Total Program Score (factored)	Total Component Score (factored)	Deductions
12	Hulda Dröfn SVEINBJÖRNSDÓTTIR		= 7.76	+ 3.90	+ 3.86	-	0.00

# Executed Elements	Base Value	GOE	J1	J2	J3	J4	J5	J6	J7	J8	J9	J10	Scores of Panel
1 1Lo	0.50	0.00	0	0	0	0	0	-	-	-	-	-	0.50
2 1F+1T+1T	1.30	-0.10	-1	-1	-1	-1	-1	-	-	-	-	-	1.20
3 SSp1	1.30	0.00	0	0	0	0	0	-	-	-	-	-	1.30
4 1A<*+1T*	< 0.00	0.00	-	-	-	-	-	-	-	-	-	-	0.00
5 SpSq	0.00	0.00	-	-	-	-	-	-	-	-	-	-	0.00
6 1A<	< 0.00 x	0.00	-	-	-	-	-	-	-	-	-	-	0.00
7 USp1	1.20	-0.30	0	-1	-2	-1	-1	-	-	-	-	-	0.90
	<b>4.30</b>												<b>3.90</b>
<b>Program Components</b>		<b>Factor</b>											
Skating Skills		1.60	1.25	0.75	0.75	0.75	0.75						0.75
Transitions		0.00	0.00	0.00	0.00	0.00	0.00						0.83
Performance/Execution		1.60	1.25	0.75	1.00	0.75	0.75						0.83
Choreography		0.00	0.00	0.00	0.00	0.00	0.00						0.83
Interpretation		1.60	0.75	1.00	0.50	0.75	1.00						0.83
<b>Judges Total Program Component Score (factored)</b>													<b>3.86</b>

### Deductions

x Credit for highlight distribution, jump element multiplied by 1.1

0.00

# 10 ÁRA OG YNGRI B FREE SKATING JUDGES DETAILS PER SKATER

Pl.	Name	Nation	Total Segment Score	Total Element Score	Total Program Score (factored)					Deductions
			=	+	+					-
13	Hildur Emelía SVAVARSDÓTTIR		7.72	2.93	4.79					0.00

# Executed Elements	Base Value	GOE	J1	J2	J3	J4	J5	J6	J7	J8	J9	J10	Scores of Panel
1 1Lo+1T+1Lo	1.40	-0.10	-1	0	-1	-1	-1						1.30
2 1F	0.50	0.00	0	0	-1	0	0						0.50
3 USp1	1.20	-0.50	-2	-2	-1	-2	-1						0.70
4 SpSq	0.00	0.00	-	-	-	-	-						0.00
5 1F*	* 0.00	0.00	-	-	-	-	-						0.00
6 SSp	0.00	0.00	-	-	-	-	-						0.00
7 1Lz	e 0.66 x	-0.23	-2	-2	-3	-2	-3						0.00
	<b>3.76</b>												0.43
<b>Program Components</b>	<b>Factor</b>												<b>2.93</b>
Skating Skills	1.60		0.75	0.75	1.00	0.75	1.00						0.83
Transitions	0.00		0.00	0.00	0.00	0.00	0.00						0.83
Performance/Execution	1.60		0.75	1.00	1.50	1.25	1.00						1.08
Choreography	0.00		0.00	0.00	0.00	0.00	0.00						1.08
Interpretation	1.60		0.75	1.00	1.50	1.00	1.25						1.08
<b>Judges Total Program Component Score (factored)</b>													<b>1.08</b>
<b>Deductions</b>													<b>4.79</b>

x Credit for highlight distribution, jump element multiplied by 1.1

Pl.	Name	Nation	Total Segment Score	Total Element Score	Total Program Score (factored)					Deductions
			=	+	+					-
14	Sólveig Lilja GUNNARSDÓTTIR		7.61	4.54	3.07					0.00

# Executed Elements	Base Value	GOE	J1	J2	J3	J4	J5	J6	J7	J8	J9	J10	Scores of Panel
1 USp1	1.20	0.50	1	0	1	1	1						1.70
2 1S	0.40	-0.13	-1	-1	-2	-3	0						0.27
3 SpSq	0.00	0.00	-	-	-	-	-						0.00
4 1Lo	0.55 x	0.00	0	0	0	0	-1						0.55
5 1F+1T	0.99 x	-0.20	-2	-2	-2	-2	-2						0.79
6 SSp	0.00	0.00	-	-	-	-	-						0.00
7 1S+1Lo+1T	1.43 x	-0.20	-1	-2	-2	-2	-2						0.00
	<b>4.57</b>												1.23
<b>Program Components</b>	<b>Factor</b>												<b>4.54</b>
Skating Skills	1.60		1.00	0.50	0.50	0.75	0.75						0.67
Transitions	0.00		0.00	0.00	0.00	0.00	0.00						0.67
Performance/Execution	1.60		0.75	0.75	0.50	0.75	0.75						0.75
Choreography	0.00		0.00	0.00	0.00	0.00	0.00						0.75
Interpretation	1.60		0.75	0.25	0.25	0.50	0.75						0.50
<b>Judges Total Program Component Score (factored)</b>													<b>0.50</b>
<b>Deductions</b>													<b>3.07</b>

x Credit for highlight distribution, jump element multiplied by 1.1

# 10 ÁRA OG YNGRI B FREE SKATING JUDGES DETAILS PER SKATER

Pl.	Name	Nation	Total Segment Score	Total Element Score	Total Program Score (factored)	Component Score (factored)	Deductions
15	Sara Júlía BALDVINSDÓTTIR		= 6.95	+ 3.95	+ 4.00	-	1.00

# Executed Elements	Base Value	GOE	J1	J2	J3	J4	J5	J6	J7	J8	J9	J10	Scores of Panel
1	1F	0.50	-0.07	0	0	-1	-1	-1					0.43
2	SpSq	0.00	0.00	-	-	-	-	-					0.00
3	1Lo+1T	0.90	-0.10	-1	0	-2	-1	-1					0.80
4	1Lz	0.66 x	-0.13	0	-1	-2	-2	-1					0.53
5	1Lo	0.55 x	-0.03	0	0	-1	0	-1					0.52
6	SSp1	1.30	-1.00	-3	-3	-3	-3	-3					0.30
7	USp1	1.20	0.17	1	1	-1	0	0					1.37
													<b>3.95</b>
<b>Program Components</b>		<b>Factor</b>											
Skating Skills		1.60		0.75	1.25	1.00	1.00	1.00					1.00
Transitions		0.00		0.00	0.00	0.00	0.00	0.00					0.83
Performance/Execution		1.60		0.75	1.00	0.50	1.00	0.75					0.67
Choreography		0.00		0.00	0.00	0.00	0.00	0.00					4.00
Interpretation		1.60		0.50	0.75	0.25	1.00	0.75					
<b>Judges Total Program Component Score (factored)</b>													<b>0.67</b>
													<b>4.00</b>
<b>Deductions</b>		Falls: -1.00											<b>-1.00</b>

x Credit for highlight distribution, jump element multiplied by 1.1

Pl.	Name	Nation	Total Segment Score	Total Element Score	Total Program Score (factored)	Component Score (factored)	Deductions
16	Sóley ÓLAFSDÓTTIR		= 6.87	+ 3.14	+ 3.73	-	0.00

# Executed Elements	Base Value	GOE	J1	J2	J3	J4	J5	J6	J7	J8	J9	J10	Scores of Panel
1	1S	0.40	-0.17	-1	-2	-2	-2	-1					0.23
2	USp1	1.20	-0.10	0	-1	-1	0	0					1.10
3	1F<	< 0.00	0.00	-	-	-	-	-					0.00
4	SSp	0.00	0.00	-	-	-	-	-					0.00
5	SpSq1	1.80	-0.30	0	-1	-1	-1	-1					1.50
6	1S+Lo+1T<	< 0.44 x	-0.30	-3	-3	-3	-3	-3					0.14
7	1Lo<+1T	< 0.44 x	-0.27	-3	-2	-2	-3	-3					0.17
													<b>3.14</b>
<b>Program Components</b>		<b>Factor</b>											
Skating Skills		1.60		0.50	0.50	1.00	1.00	1.00					0.83
Transitions		0.00		0.00	0.00	0.00	0.00	0.00					0.75
Performance/Execution		1.60		0.75	0.25	0.75	0.75	0.75					0.75
Choreography		0.00		0.00	0.00	0.00	0.00	0.00					0.75
Interpretation		1.60		0.75	0.50	0.75	0.75	0.75					0.75
<b>Judges Total Program Component Score (factored)</b>													<b>0.75</b>
													<b>3.73</b>
<b>Deductions</b>													<b>0.00</b>

x Credit for highlight distribution, jump element multiplied by 1.1

# 10 ÁRA OG YNGRI B FREE SKATING JUDGES DETAILS PER SKATER

Pl.	Name	Nation	Total Segment Score	Total Element Score	Total Program Score (factored)	Total Component Score (factored)	Deductions
17	Kristjana Birta KRISTINSDÓTTIR		= 6.60	+ 3.54	+ 3.06		0.00

# Executed Elements	Base Value	GOE	J1	J2	J3	J4	J5	J6	J7	J8	J9	J10	Scores of Panel
1 1Lz	0.60	-0.27	-1	-2	-3	-3	-3						0.33
2 1Lo	0.50	0.00	0	0	0	0	0						0.50
3 SpSq	0.00	0.00	-	-	-	-	-						0.00
4 SSp	0.00	0.00	-	-	-	-	-						0.00
5 1F+SEQ	0.44 x	-0.23	-2	-2	-2	-3	-3						0.21
6 1S+1Lo+1T	1.43 x	-0.13	-1	-1	-1	-2	-2						1.30
7 USp1	1.20	0.00	0	0	0	0	0						1.20
	<b>4.17</b>												<b>3.54</b>
<b>Program Components</b>		<b>Factor</b>											
Skating Skills		1.60	1.00	0.50	0.75	0.50	1.00						0.75
Transitions		0.00	0.00	0.00	0.00	0.00	0.00						0.00
Performance/Execution		1.60	0.75	0.75	0.50	0.50	0.50						0.58
Choreography		0.00	0.00	0.00	0.00	0.00	0.00						0.00
Interpretation		1.60	0.75	0.50	0.25	0.50	0.75						0.58
<b>Judges Total Program Component Score (factored)</b>													<b>3.06</b>

### Deductions

x Credit for highlight distribution, jump element multiplied by 1.1

0.00

Pl.	Name	Nation	Total Segment Score	Total Element Score	Total Program Score (factored)	Total Component Score (factored)	Deductions
18	Særún HALLDÓRSDÓTTIR		= 6.17	+ 2.97	+ 3.20		0.00

# Executed Elements	Base Value	GOE	J1	J2	J3	J4	J5	J6	J7	J8	J9	J10	Scores of Panel
1 USp1	1.20	-0.10	0	0	-1	-1	0						1.10
2 SpSq	0.00	0.00	-	-	-	-	-						0.00
3 1F	0.50	0.00	0	0	0	0	0						0.50
4 1Lz	0.60	-0.23	-1	-2	-2	-3	-3						0.37
5 1F+1Lo	1.10 x	-0.10	-1	-1	-1	-1	-1						1.00
6 SSp	0.00	0.00	-	-	-	-	-						0.00
7 1Lo*+1T*+1Lo*	0.00	0.00	-	-	-	-	-						0.00
	<b>3.40</b>												<b>2.97</b>
<b>Program Components</b>		<b>Factor</b>											
Skating Skills		1.60	0.75	0.25	0.75	0.50	0.75						0.67
Transitions		0.00	0.00	0.00	0.00	0.00	0.00						0.00
Performance/Execution		1.60	0.75	0.50	0.50	1.00	1.00						0.75
Choreography		0.00	0.00	0.00	0.00	0.00	0.00						0.00
Interpretation		1.60	0.50	0.50	0.50	1.00	0.75						0.58
<b>Judges Total Program Component Score (factored)</b>													<b>3.20</b>

### Deductions

x Credit for highlight distribution, jump element multiplied by 1.1

0.00



# 10 ÁRA OG YNGRI B FREE SKATING JUDGES DETAILS PER SKATER

Pl.	Name	Nation	Total Segment Score	Total Element Score	Total Program Score (factored)	Total Component Score (factored)	Deductions
19	Ásta Hlín STYRMISDÓTTIR		= 5.73	+ 3.06	+ 2.67		- 0.00

# Executed Elements	Base Value	GOE	J1	J2	J3	J4	J5	J6	J7	J8	J9	J10	Scores of Panel
1 1F	0.50	-0.10	-1	-1	-1	-2	-1						0.40
2 1S	0.40	-0.20	-2	-2	-2	-2	-2						0.20
3 SSp	0.00	0.00	-	-	-	-	-						0.00
4 1F+1Lo	1.00	-0.10	0	-1	-1	-1	-1						0.90
5 SpSq	0.00	0.00	-	-	-	-	-						0.00
6 1S+1Lo+1T	1.43 x	-0.20	-2	-1	-2	-2	-2						1.23
7 USp1	1.20	-0.87	-2	-2	-3	-3	-3						0.33
	<b>4.53</b>												<b>3.06</b>
<b>Program Components</b>		<b>Factor</b>											
Skating Skills		1.60	0.50	0.25	0.50	0.50	0.50						0.50
Transitions		0.00	0.00	0.00	0.00	0.00	0.00						0.50
Performance/Execution		1.60	0.50	0.50	0.75	0.75	0.75						0.67
Choreography		0.00	0.00	0.00	0.00	0.00	0.00						0.67
Interpretation		1.60	0.75	0.50	0.50	0.50	0.50						0.50
<b>Judges Total Program Component Score (factored)</b>													<b>0.50</b>
<b>Deductions</b>													<b>2.67</b>
x Credit for highlight distribution, jump element multiplied by 1.1													<b>0.00</b>

Pl.	Name	Nation	Total Segment Score	Total Element Score	Total Program Score (factored)	Total Component Score (factored)	Deductions
20	Sunneva Ýr SIGURÐARDÓTTIR		= 5.01	+ 2.75	+ 2.26		- 0.00

# Executed Elements	Base Value	GOE	J1	J2	J3	J4	J5	J6	J7	J8	J9	J10	Scores of Panel
1 1F<	< 0.00	0.00	-	-	-	-	-						0.00
2 1Lo<	< 0.00	0.00	-	-	-	-	-						0.00
3 SSp	0.00	0.00	-	-	-	-	-						0.00
4 SpSq1	1.80	-0.60	-2	-1	-2	-2	-2						0.00
5 1S+1T	0.88 x	-0.17	-1	-1	-2	-2	-2						1.20
6 1Lo<+1T	< 0.44 x	-0.30	-3	-3	-3	-3	-3						0.71
7 USp1	1.20	-0.50	0	-2	-1	-2	-2						0.14
	<b>4.32</b>												<b>0.70</b>
<b>Program Components</b>		<b>Factor</b>											
Skating Skills		1.60	0.50	0.25	0.25	0.25	0.50						0.33
Transitions		0.00	0.00	0.00	0.00	0.00	0.00						0.33
Performance/Execution		1.60	0.75	0.75	0.50	0.50	0.50						0.58
Choreography		0.00	0.00	0.00	0.00	0.00	0.00						0.58
Interpretation		1.60	0.50	0.50	0.25	0.50	0.50						0.50
<b>Judges Total Program Component Score (factored)</b>													<b>0.50</b>
<b>Deductions</b>													<b>2.26</b>
x Credit for highlight distribution, jump element multiplied by 1.1													<b>0.00</b>

# 10 ÁRA OG YNGRI B FREE SKATING JUDGES DETAILS PER SKATER

Pl.	Name	Nation	Total Segment Score	Total Element Score	Total Program Score (factored)	Total Component Score (factored)	Deductions
21	Margrét Sól TORFADÓTTIR		= 4.61	+ 1.94	+ 2.67		- 0.00

# Executed Elements	Base Value	GOE	J1	J2	J3	J4	J5	J6	J7	J8	J9	J10	Scores of Panel
1 1S	0.40	-0.10	0	-1	-1	-1	-1						0.30
2 1F<	< 0.00	0.00	-	-	-	-	-						0.00
3 USp1	1.20	-0.20	0	-1	-1	-2	0						1.00
4 1S+1Lo<+1T	< 0.80	-0.30	-3	-3	-2	-3	-3						0.50
5 SpSq	0.00	0.00	-	-	-	-	-						0.00
6 SSp	0.00	0.00	-	-	-	-	-						0.00
7 1F<+1T	< 0.44 x	-0.30	-3	-2	-3	-3	-3						0.14
	<b>2.84</b>												<b>1.94</b>
<b>Program Components</b>		<b>Factor</b>											
Skating Skills		1.60	0.50	0.50	0.75	0.50	0.50						0.50
Transitions		0.00	0.00	0.00	0.00	0.00	0.00						0.50
Performance/Execution		1.60	0.50	0.50	0.50	0.50	0.50						0.50
Choreography		0.00	0.00	0.00	0.00	0.00	0.00						0.00
Interpretation		1.60	0.75	0.75	0.50	0.50	0.75						0.67
<b>Judges Total Program Component Score (factored)</b>													<b>2.67</b>
<b>Deductions</b>													<b>0.00</b>

x Credit for highlight distribution, jump element multiplied by 1.1

Pl.	Name	Nation	Total Segment Score	Total Element Score	Total Program Score (factored)	Total Component Score (factored)	Deductions
22	Ingibjörg Anna SÓLVEIGARDÓTTIR		= 4.01	+ 2.48	+ 2.53		- 1.00

# Executed Elements	Base Value	GOE	J1	J2	J3	J4	J5	J6	J7	J8	J9	J10	Scores of Panel
1 1F	0.50	-0.20	-2	-2	-2	-2	-2						0.30
2 SpSq	0.00	0.00	-	-	-	-	-						0.00
3 USp1	1.20	-0.73	-2	-2	-3	-3	-2						0.47
4 1S	0.40	-0.10	-1	-1	-1	-2	-1						0.30
5 SSp	0.00	0.00	-	-	-	-	-						0.00
6 1F+1Lo+1T	1.54 x	-0.13	-2	-1	-1	-1	-2						1.41
	<b>3.64</b>												<b>2.48</b>
<b>Program Components</b>		<b>Factor</b>											
Skating Skills		1.60	0.50	0.50	0.25	0.50	0.75						0.50
Transitions		0.00	0.00	0.00	0.00	0.00	0.00						0.50
Performance/Execution		1.60	0.50	0.50	0.50	0.50	0.50						0.50
Choreography		0.00	0.00	0.00	0.00	0.00	0.00						0.00
Interpretation		1.60	0.50	0.25	0.50	0.75	0.75						0.58
<b>Judges Total Program Component Score (factored)</b>													<b>2.53</b>
<b>Deductions</b>		Falls: -1.00											<b>-1.00</b>

x Credit for highlight distribution, jump element multiplied by 1.1

# RESULTS

## 8 ÁRA OG YNGRI B FINAL RESULT

Pl. Name	Nation	Total Score	FS
1 Sólbrún Erna VÍKINGSDÓTTIR Skautafélagið Björninn		8,49	1
2 Birta María PÉTURSDÓTTIR Skautafélagið Björninn		6,42	2
3 Emelía Rós ÓMARSÓTTIR Skautafélag Akureyrar		5,30	3
4 Þórhildur BENEDIKTSDÓTTIR Skautafélagið Björninn		3,90	4

  
**Lise Rostø JENSEN NOR**

Referee

Printed: 6.12.2008 09:09:43

  
**Mona ADOLFSON NOR**

Technical Controller

### 3 ÁRA OG YNGRI B FREE SKATING JUDGES DETAILS PER SKATER

Pl.	Name	Nation	Total Segment Score	Total Element Score	Total Program Score (factored)	Component Score (factored)	Deductions
			=	+	+		-
1	Sólbrún Erna VÍKINGSDÓTTIR		8.49	4.09	4.40		0.00

# Executed Elements	Base Value	GOE	J1	J2	J3	J4	J5	J6	J7	J8	J9	J10	Scores of Panel
1 1S	0.40	-0.03	0	0	0	-1	-1						0.37
2 SpSq1	1.80	-0.20	-2	-1	-1	0	0						1.60
3 1Lo	0.50	-0.10	0	-1	-1	-1	-1						0.40
4 SSp	0.00	0.00	-	-	-	-	-						0.00
5 1F+1T	0.99 x	-0.17	0	-2	-2	-2	-1						0.82
6 1S*+1Lo*+1T*	* 0.00	0.00	-	-	-	-	-						0.00
7 USp1	1.20	-0.30	-1	-1	-1	0	-1						0.90
	<b>4.89</b>												<b>4.09</b>
<b>Program Components</b>		<b>Factor</b>											
Skating Skills		1.60	1.00	0.25	0.75	0.75	0.75						0.75
Transitions		1.60	0.00	0.00	0.00	0.00	0.00						0.92
Performance/Execution		1.60	0.75	0.50	1.25	1.00	1.00						0.92
Choreography		1.60	0.00	0.00	0.00	0.00	0.00						1.08
Interpretation		1.60	0.75	1.00	1.50	1.25	1.00						1.08
<b>Judges Total Program Component Score (factored)</b>													<b>4.40</b>

#### Deductions

0.00

x Credit for highlight distribution, jump element multiplied by 1.1

Pl.	Name	Nation	Total Segment Score	Total Element Score	Total Program Score (factored)	Component Score (factored)	Deductions
			=	+	+		-
2	Birta María PÉTURSDÓTTIR		6.42	1.75	4.67		0.00

# Executed Elements	Base Value	GOE	J1	J2	J3	J4	J5	J6	J7	J8	J9	J10	Scores of Panel
1 USp1	1.20	-0.40	0	-2	-2	-1	-1						0.80
2 1S	0.40	-0.13	0	-1	-1	-2	-2						0.27
3 SpSq	0.00	0.00	-	-	-	-	-						0.00
4 1Lo	0.50	-0.07	0	-1	-1	-1	0						0.43
5 SSp	0.00	0.00	-	-	-	-	-						0.00
6 1F	0.55 x	-0.30	-3	-3	-3	-3	-3						0.25
7 1S*+1Lo*+1T*	* 0.00	0.00	-	-	-	-	-						0.00
	<b>2.65</b>												<b>1.75</b>
<b>Program Components</b>		<b>Factor</b>											
Skating Skills		1.60	0.75	0.25	1.00	1.00	1.00						0.92
Transitions		1.60	0.00	0.00	0.00	0.00	0.00						0.92
Performance/Execution		1.60	0.75	0.50	1.50	1.00	1.00						0.92
Choreography		1.60	0.00	0.00	0.00	0.00	0.00						1.08
Interpretation		1.60	0.75	0.75	1.50	1.25	1.25						1.08
<b>Judges Total Program Component Score (factored)</b>													<b>4.67</b>

#### Deductions

0.00

x Credit for highlight distribution, jump element multiplied by 1.1

# 8 ÁRA OG YNGRI B FREE SKATING JUDGES DETAILS PER SKATER

Pl.	Name	Nation	Total Segment Score	Total Element Score	Total Program Component Score (factored)		Deductions
			=	+	+		-
3	Emelía Rós ÓMARSÐÓTTIR		5.30	2.44	3.86		1.00

# Executed Elements	Base Value	GOE	J1	J2	J3	J4	J5	J6	J7	J8	J9	J10	Scores of Panel
1 1S	0.40	-0.10	-1	-1	-1	-1	-1						0.30
2 1T	0.40	-0.13	-1	-1	-2	-2	-1						0.27
3 SpSq	0.00	0.00	-	-	-	-	-						0.00
4 USp1	1.20	-0.60	-2	-2	-2	-2	-2						0.60
5 1Lo+1T	0.99 x	-0.20	-2	-2	-2	-3	-2						0.79
6 1Lo	0.55 x	-0.07	-1	-1	-2	0	0						0.48
7 SSp	0.00	0.00	-	-	-	-	-						0.00
8 1Lo*	* 0.00	0.00	-	-	-	-	-						0.00
	<b>3.54</b>												<b>2.44</b>
<b>Program Components</b>		<b>Factor</b>											
Skating Skills		1.60	0.50	0.75	1.00	0.75	0.75						0.75
Transitions		1.60	0.00	0.00	0.00	0.00	0.00						0.00
Performance/Execution		1.60	0.50	0.50	1.00	1.00	1.00						0.83
Choreography		1.60	0.00	0.00	0.00	0.00	0.00						0.00
Interpretation		1.60	0.25	0.75	0.75	1.00	1.00						0.83
<b>Judges Total Program Component Score (factored)</b>													<b>3.86</b>

<b>Deductions</b>	Falls: -1.00	<b>-1.00</b>
-------------------	--------------	--------------

x Credit for highlight distribution, jump element multiplied by 1.1

Pl.	Name	Nation	Total Segment Score	Total Element Score	Total Program Component Score (factored)		Deductions
			=	+	+		-
4	Þórhildur BENEDIKTSDÓTTIR		3.90	2.50	4.40		3.00

# Executed Elements	Base Value	GOE	J1	J2	J3	J4	J5	J6	J7	J8	J9	J10	Scores of Panel
1 1S	0.40	-0.10	0	-1	-1	-2	-1						0.30
2 SpSq1	1.80	-0.20	-2	-1	-1	0	0						1.60
3 1Lo<	< 0.00	0.00	-	-	-	-	-						0.00
4 USp1	1.20	-0.60	0	-2	-2	-3	-2						0.60
5 F+SEQ	0.00 x	0.00	-	-	-	-	-						0.00
6 1S*+Lo*+1T*	* 0.00	0.00	-	-	-	-	-						0.00
7 SSp	0.00	0.00	-	-	-	-	-						0.00
	<b>3.40</b>												<b>2.50</b>
<b>Program Components</b>		<b>Factor</b>											
Skating Skills		1.60	0.50	0.50	1.00	0.75	1.00						0.75
Transitions		1.60	0.00	0.00	0.00	0.00	0.00						0.00
Performance/Execution		1.60	1.00	1.00	1.50	0.75	0.75						0.92
Choreography		1.60	0.00	0.00	0.00	0.00	0.00						0.00
Interpretation		1.60	0.75	1.00	1.25	1.00	1.25						1.08
<b>Judges Total Program Component Score (factored)</b>													<b>4.40</b>

<b>Deductions</b>	Time violation: -3.00	<b>-3.00</b>
-------------------	-----------------------	--------------

x Credit for highlight distribution, jump element multiplied by 1.1